

Cyngor Sir CEREDIGION County Council

REPORT TO: CABINET

DATE: 18 May 2021

LOCATION: SKYPE - Council Chambers, Penmorfa, Aberaeron

TITLE: CYSUR/CWMPAS Combined Local Operational Group
Safeguarding Report
Qtr 3 2020-21

PURPOSE OF REPORT: To monitor activity on a multi-agency basis of the actions taken to safeguard children and adults within Ceredigion

REASON SCRUTINY HAVE REQUESTED THE INFORMATION: To ensure members monitor progress in the CYSUR/CWMPAS Combined Local Operational Group quarterly management meetings

BACKGROUND:

Please see attached CYSUR/CWMPAS Combined Local Operational Group Safeguarding Report for Qtr 3, 2020-21.

These are multi-agency management reports in relation to safeguarding children and adults in Ceredigion during the period 1st October to 31st December 2020. They provide management information on action taken under the Wales Safeguarding Procedures.

The Reports include information provided by other agencies in relation to safeguarding the welfare of children and adults in Ceredigion.

The management information is discussed by members of the CYSUR/CWMPAS Combined (Ceredigion) Local Operations Group in order to monitor and evaluate the effectiveness of the safeguarding children and adults arrangements in Ceredigion and the outcomes achieved

These multi agency meetings provide an opportunity to identify and act upon any performance and other issues within this area of work.

Performance information is also provided to the Mid and West Wales Regional Safeguarding Board which is also an opportunity to analyse performance, trends and issues across the Region.

Has an Integrated Impact Assessment been completed? If not, please state why No

Summary:

This report is provided on an ongoing basis and demonstrates the continuing work that is undertaken in relation to safeguarding children and adults in Ceredigion

WELLBEING OF FUTURE GENERATIONS:

Long term: Balancing short term need with long term planning for the future

Integration: Positively impacting on people, economy, environment and culture and trying to benefit all three

Collaboration: Working together with other partners to delivery

Involvement: Involving those with an interest and seeking their views, stakeholder engagement and consultation

Prevention: Putting resources into preventing problems occurring or getting worse

RECOMMENDATION (S):

To note the contents of the report and the levels of activity with the Local Authority

REASON FOR RECOMMENDATION (S):

So that governance of the Local Authority activity and its partner agencies are monitored

Contact Name: Siân Howys
Designation: Corporate Lead Officer: Porth Cynnal
Contact Name: Elizabeth Upcott
Designation: Corporate Safeguarding Manager
Date of Report: 3 March 2021

Acronyms:

CP – Child Protection

CPR – Child Protection Register

Part 4 – Allegations against a member of staff or those working with children,

e.g. - foster carers, volunteers, playgroups, etc.

CPCC – Child Protection Case Conference

ICPC – Initial Child Protection Conference



CEREDIGION

CYSUR LOCAL OPERATIONAL GROUP

Performance Management Report

Quarter: 3

1.10.20 – 31.12.20

CONTENTS:	TUDALEN / PAGE
SECTION 1: Introduction	3
SECTION 2: Headline and Comparative Data	4
SECTION 3: Child Protection Referrals	5
SECTION 4: Child Protection Section 47 Enquiries	9
SECTION 5: Child Protection Conferences	11
SECTION 6: The Child Protection Register	19
SECTION 7: Protection Strategy Meetings in Special Circumstances	23
SECTION 8: Multi Agency Child Sexual Exploitation	24
SECTION 9: Police – MARAC	25
SECTION 10: Learning Services	28
SECTION 11: Hywel Dda University Health Board	34
SECTION 12: S-CAMHS	35
SECTION 13 Adult Safeguarding	42

SECTION 1: INTRODUCTION:

This is the multi-agency management report in relation to safeguarding children in Ceredigion during the period 1st October to 31st December 2020. It provides performance management information on action taken to safeguard children.

It includes reports from partner agencies relating to safeguarding and promoting the wellbeing of children in Ceredigion.

The indicators and measures used are defined and reported on locally, regionally and nationally.

This management information is regularly discussed by members of the CYSUR Ceredigion Local Operations Group in order to monitor and evaluate the effectiveness of safeguarding children arrangements in Ceredigion and the outcomes achieved.

Any comments or queries regarding the report should be addressed to:

Elizabeth Upcott
Rheolwr Corfforaethol Diogelu
Safeguarding Corporate Manager,
Elizabeth.Upcott@ceredigion.gov.uk
01545 574212

SECTION 2: Headline and Comparative Data

Referral Outcomes	Oct-Dec 2020	July-Sept 2020	April-June 2020	Jan-Mar 2020	Oct-Dec 2019
Reports/Referrals leading to Child Protection Strategy Discussions / Meetings	102	92	85	106	75
Number of Initial CP Conferences (excluding transfer and pre-birth conferences)	13	10	5	11	7
Number of Initial Pre Birth CP Conferences	1	2	2	-	-
Number of Transfer CP Conferences	-	-	-	1	-
Total number of Initial CP Conferences(including transfer and pre-birth Conferences)	14	12	7	12	7
Total number of children subject to Initial/Pre-birth/Transfer Conferences	20	23	9	30	13
Number of children's names placed on the CP Register (excluding pre-birth and transfer conferences)	15	18	7	23	12
Number of children's names to be placed on the CP Register at birth	1	2	2	-	-
Number of children's names placed on the CP Register after transfer from other Local Authorities	-	-	-	3	-
Total number of children's names placed on the CP Register following Initial Conferences	16	20	9	26	12
Total number of children's names not placed on the CP Register	4	3	-	4	1
Total number of Review CP Conferences	17	16	19	11	22
Total number of children subject to Review CP Conferences	39	26	42	15	46
Total number of children remaining on CP Register	18	11	24	9	17
Total number of children removed from the CP Register	21	15	18	6	29

Analysis:

There was a further increase in the number of referrals that lead to action taken under Wales Safeguarding Procedures during this quarter and it is considerably higher than during this period in the previous year, especially September and December figures.

The percentage of children discussed at review conferences and who were deregistered was 54%.

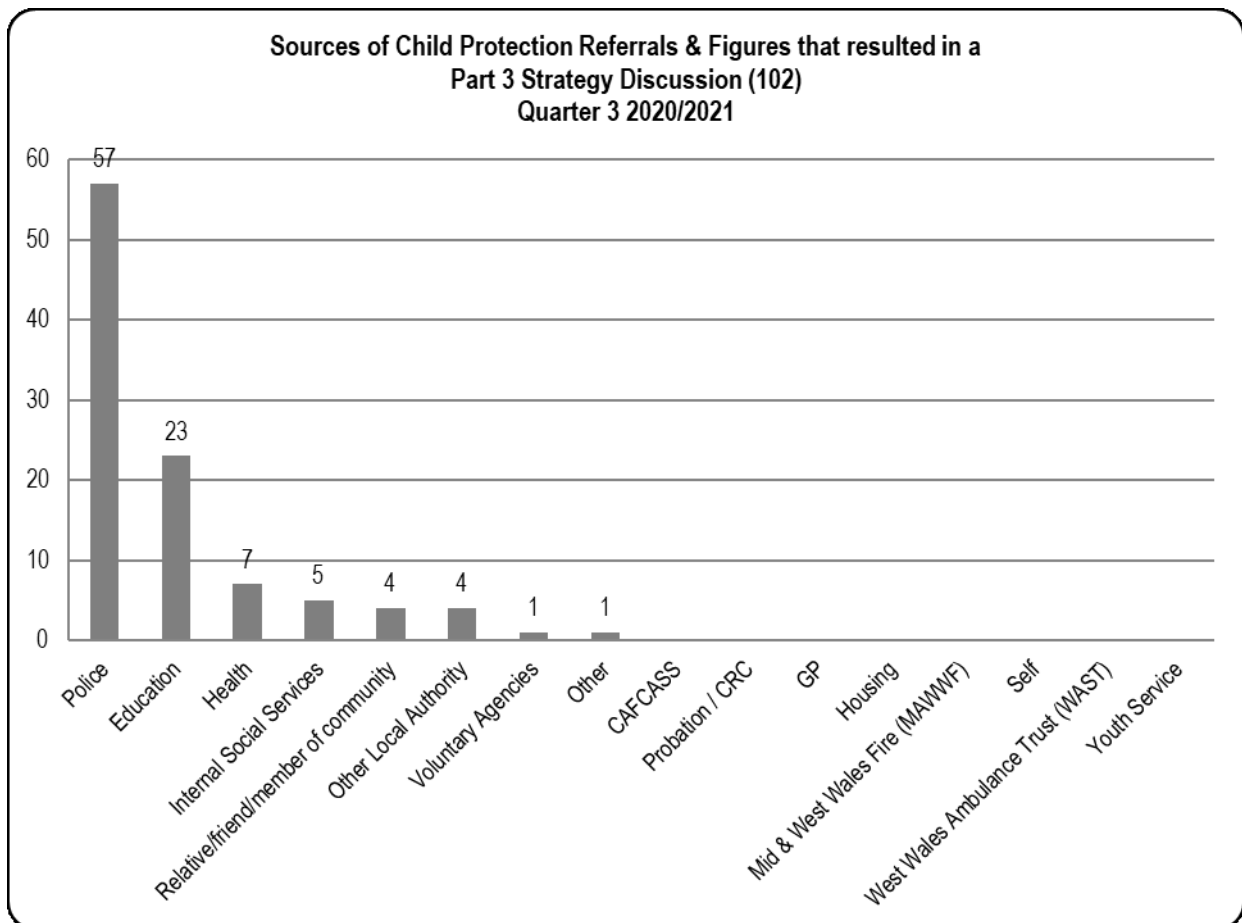
SECTION 3: Child Protection Reports and Referrals:

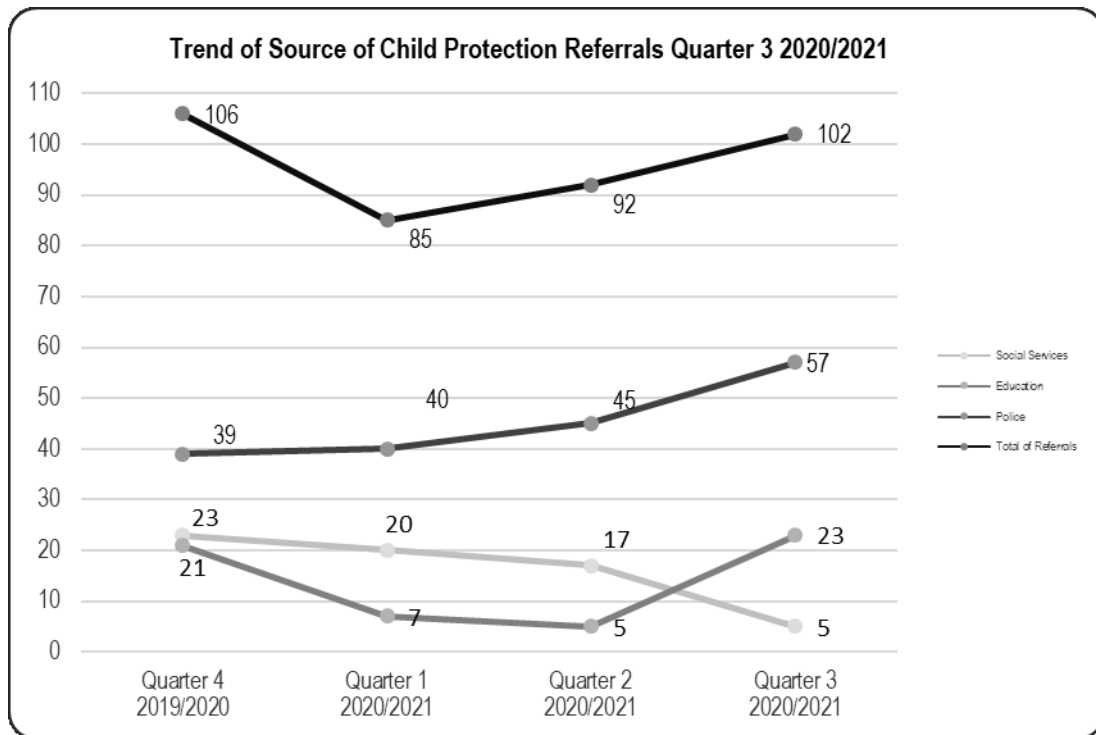
Victoria Climbié Inquiry Recommendation 39 requires that front line staff transfer enquiries about the safety and welfare of children to the appropriate team without delay and within an hour. In Ceredigion, Porth Gofal receives and records all calls from the public, professionals and agencies and passes them to the Child and Family Assessment and Support Team.

The following table shows the level of compliance with the recommendation:

Level	Passed to Duty Team Officer within 1 hour	Passed to Duty Team Officer with 2 hours	Passed to Duty Team Officer within 2-5 hours	Total
October				
1	77	13	12	102
2	50	11	3	64
3	69	6	3	78
4	33	2	0	35
5	0	0	0	0
Level	Passed to Duty Team Officer within 1 hour	Passed to Duty Team Officer with 2 hours	Passed to Duty Team Officer within 2-5 hours	Total
November				
1	63	9	7	79
2	50	7	3	60
3	76	5	4	85
4	34	8	0	42
5	1	0	0	1
				Total
December				
1	53	8	15	76
2	40	5	4	49
3	85	9	8	102
4	29	2	1	32
5	0	0	0	0

Sources of Child Protection Referrals and Figures that resulted in a Strategy Discussion					
Contact by	October	November	December	Total	Comp figures quarter 2
Police	22	13	22	57	45
Education	11	4	8	23	5
Health	-	3	4	7	6
Internal Social Services	3	-	2	5	17
Relative/friend/member of community	2	1	1	4	7
Other Local Authority	1	3	-	4	4
Voluntary Agencies	1	-	-	1	4
Other	-	1	-	1	2
Probation / CRC	-	-	-	-	1
CAFCASS	-	-	-	-	1
GP	-	-	-	-	-
Youth Service	-	-	-	-	-
Self	-	-	-	-	-
Housing	-	-	-	-	-
West Wales Ambulance Trust(WAST)	-	-	-	-	-
Mid & West Wales Fire (MAWWF)	-	-	-	-	-
Total	40	25	37	102	92

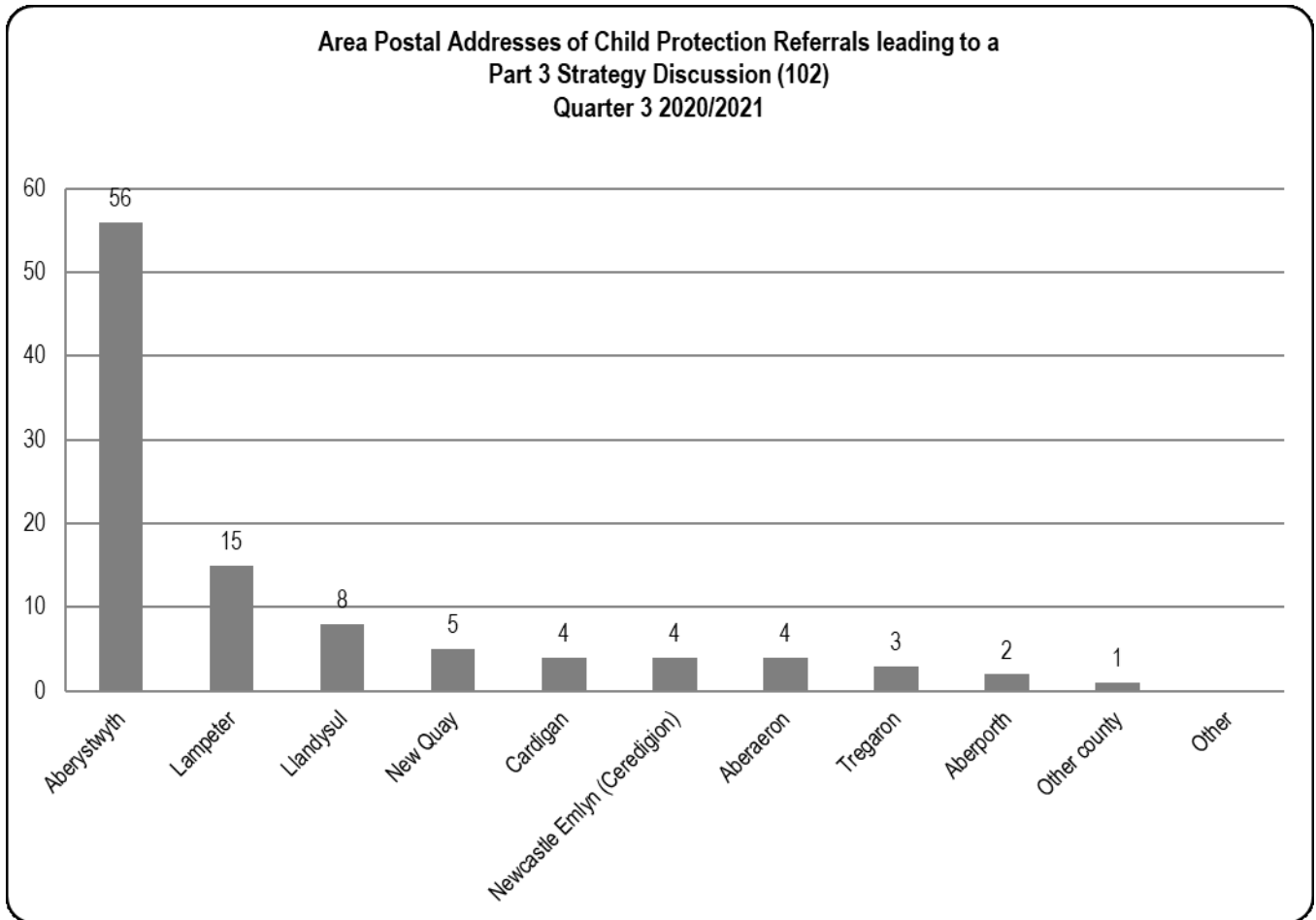




Analysis:

The Police were the largest source of referrals during the quarter with schools rate falling taking into account that schools were closed for a period of time in the quarter.

Area Postal Addresses of Child Protection Referrals leading to a Part 3 Strategy Discussion					
Nearest town in Postal Address	October	Nov	Dec	Total	Comparative figure quarter 2
Aberystwyth	17	16	23	56	44
Lampeter	9	1	5	15	11
Llandysul	2	2	4	8	7
New Quay	1	2	2	5	5
Cardigan	3	-	1	4	14
Newcastle Emlyn (Ceredigion)	2	1	1	4	4
Aberaeron	2	1	1	4	-
Tregaron	3	-	-	3	3
Aberporth	1	1	-	2	-
Other county	-	1	-	1	4
Other	-	-	-	-	-
Total Number of Referrals	40	25	37	102	92



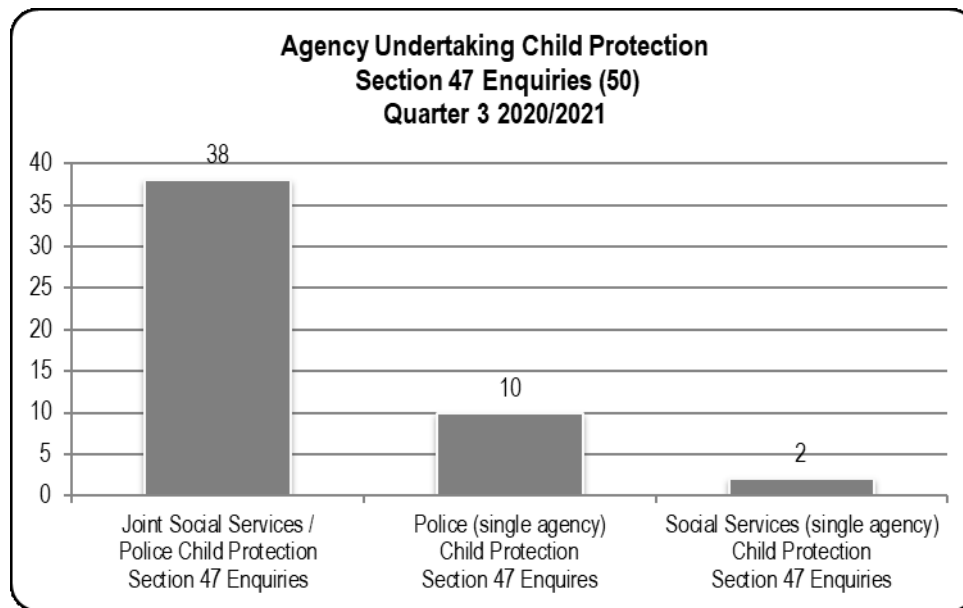
Analysis:

Aberystwyth is consistently the area of the greatest number of referrals

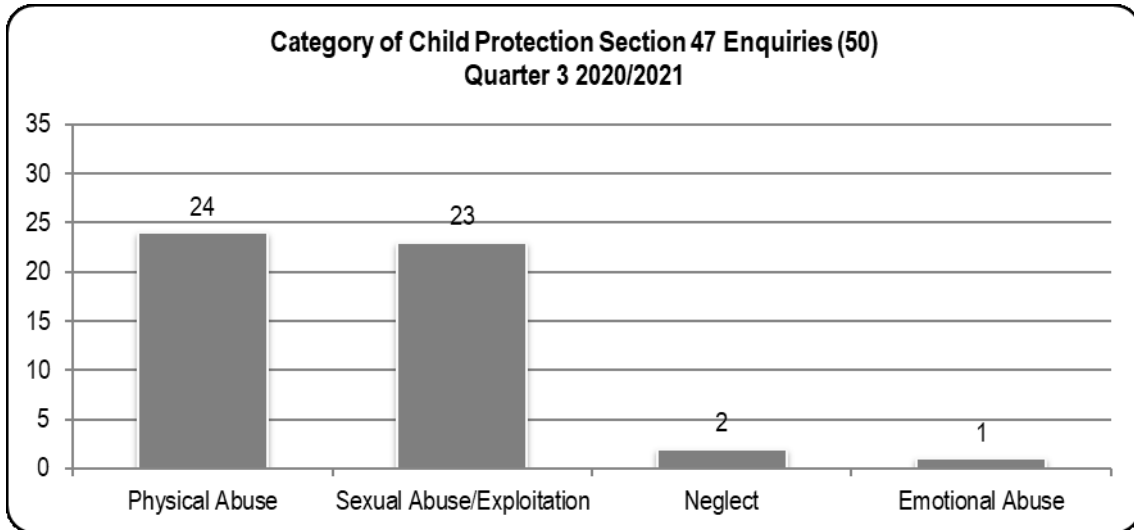
% Breakdown of Safeguarding Activity Quarter 3 2020/2021 (1 October–31 December)			
Total of 805 - All Initial Contacts re Children (this figure doesn't allow for contacts received via one officer who is no longer in post)			
NAET Assigned to Children's Teams - Information unavailable	Strategy Discussions 13%	Section 47 Enquiries 6%	Initial Child Protection Conferences 2%

SECTION 4: Child Protection Section 47 Enquiries

No. of Part 3 Child Protection Strategy Discussions/ Meetings					
October	November	December	Total	Comparative fig quarter 2	
40 (20)	25 (29)	37 (43)	102	92	
Agency undertaking Child Protection Section 47 Enquiries					
	October	November	December	Total	Comparative fig quarter 2
Joint Social Services / Police Child Protection Section 47 Enquiries	15	10	13	38	37
Social Services (single agency) Child Protection Section 47 enquiries	1	1	-	2	6
Police (single agency) Child Protection Section 47 enquires	4	3	3	10	4
Total Enquiries	20	14	16	50	47



Category of Child Protection Section 47 Enquiry					
Category	October	November	December	Total	comparative fig Quarter 2
Physical Abuse	8	8	8	24	17
Sexual Abuse/Exploitation	10	6	7	23	21
Neglect	2	-	-	2	5
Emotional Abuse	-	-	1	1	4
Total Number of Enquiries	20	14	16	50	48



Video Interviews					
	Oct	Nov	Dec	Total	comparative fig Quarter2
Number of video interviews with children	-	-	-	-	-

Analysis:

The main concerns that lead to completing child protection enquiries were allegations of physical and sexual abuse.

The majority of enquiries were carried out jointly by Police and Children Services.

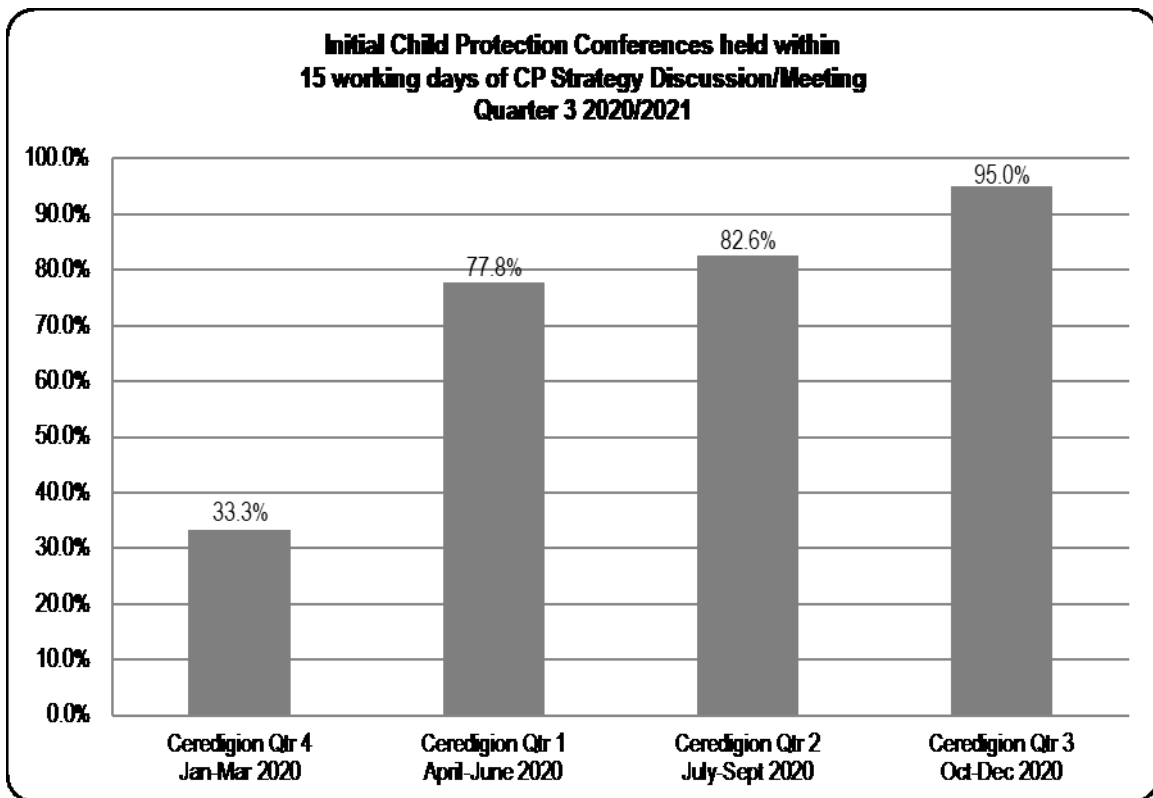
SECTION 5: Child Protection Conferences

This table contains breakdown figures in relation to Outcomes of Initial Child Protection Conferences					
Total Number of Initial CPCs	No. of children	No. of unborn	No. of families	Number of children placed on CPR incl. unborn and transferred	No. of children with Child In Need of Care and Support Plan if not registered
14	19	1	12	16	4

Initial Child Protection Conferences in timescale

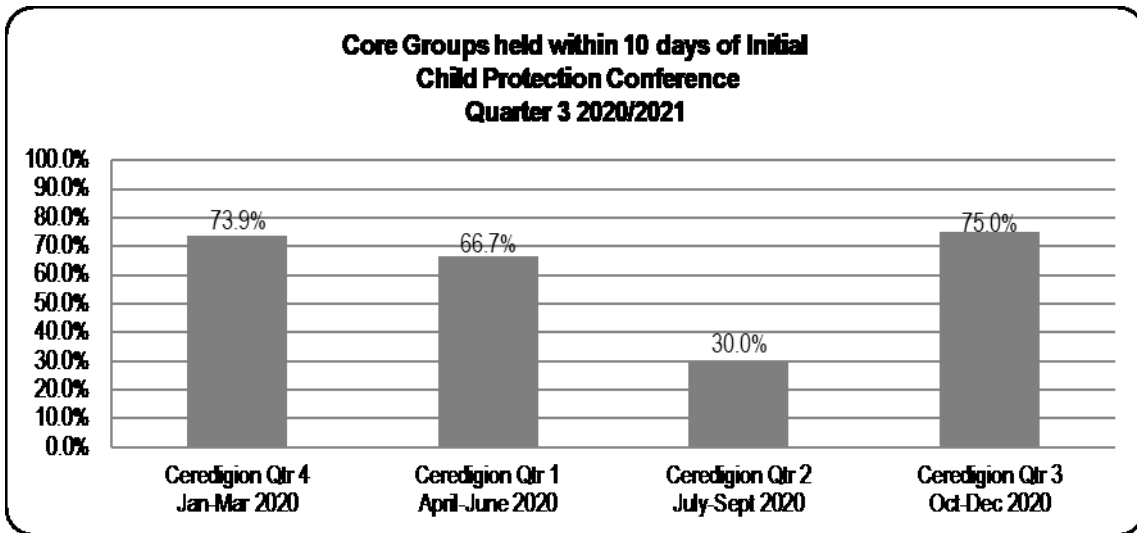
95.0% of Initial Child Protection Conferences were recorded to have taken place within 15 working days of the Strategy Discussion/Meeting. 1 Initial Child Protection Conference for 1 child was delayed as further information was required.

It is important to note that all initial and Review Case Conferences are being held virtually via Microsoft Teams. Both parents and children have been able to participate in the meetings.



Child Protection Core Group Meetings in timescale:

75.0% of Child Protection Core Group Meetings were recorded to have taken place within 10 working days of the Initial CP Conference. This represents 12 children out of 16. For 1 sibling group of 4 children there was a delay due to agency availability.



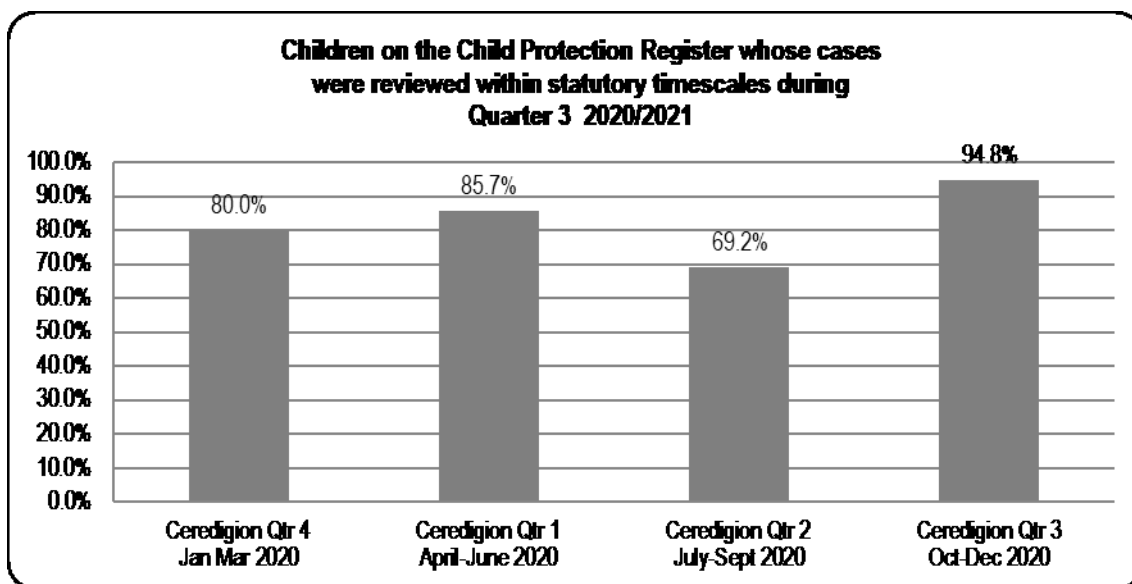
This table contains breakdown figures in relation to the outcomes of Review Child Protection Conferences:					
Total No. of Review CPCs	No. of children	No. of families	No. of names of children remaining on CP Register	No. of names of children removed from CP Register	No. of children with Child In Need of Care and Support Plan following de-registration
17	39	17	18	21	9

Outcomes of Reviews:

Of the 21 children who were de-registered, 9 were in receipt of further intervention on a Child in Need of Care and Support Plan; 3 subject to a Court Order and Looked After Children a further 9 children were not in need of any services.

Review Child Protection Conferences in Timescales:

94.8% of Review Child Protection Conferences were recorded to have taken place within timescales. For 1 sibling group of 2 children the Conference was out of timescales due to Key Worker not being available on scheduled date due to Court attendance.



Participation of parents and children in Child Protection Conferences						
*Comparative data for Quarter 2 in brackets						
*Social Worker report to parents 24 hours before CPC	*CP Chair met with family before CPC	*CP Chair met with child before CPC	*Family member present at CPC	*Children's views represented at CPC who did not attend (5 -18 yrs.)	*Children attendance at CPC (Over 11 yrs.)	*Children Who have allocated Advocate / Tros Gynnal.
87% (100%)	96% (98%)	60% (N/a)	94% (86%)	91% (97%)	21% (0%)	75% (91%)

Child and Family Participation and Attendance at Conferences:

Attendance by parents, children and family members:

At least 1 parent/grandparent with parental responsibility was present in 29 (94%) Child Protection Conferences.

In total, 64 parents and other family members attended CP Conferences.

The views of children and young people have been represented before and during the CP Conference;

A total of 59 Children from 29 families were the subject of Initial, Pre-birth, Transfer and Review CP Conferences during this quarter.

Conferences consisted of 1 (2%) Pre-birth child, 2 (3%) children were under 6 months, 1 (2%) child was between 6 and 12 months, 11 (18%) children were over 1 and under 5 years, 20 (34%) children were between 5 and 10 years and 24 (41%) children were between 11 and 18 years old. 18 (90%) children between the ages of 5 and 11 had their views represented at the Conference. 5 (21%) of the Young Persons aged over 11 years attended their Conference, 3 (60%) of these Young People met with the Chair prior to the Conference; however only 2 (33%) of these 3 Young People met with the Chair after the Conference.

30 (75%) Of young persons over the age of 5 years received the services of an advocate. 6 Young people had not been referred, with 4 further young people referred and waiting for a service. It was noted that 4 young people had refused the service on offer and were therefore taken out of the equation.

Performance Management Report 1/10/20 - 31/12/20

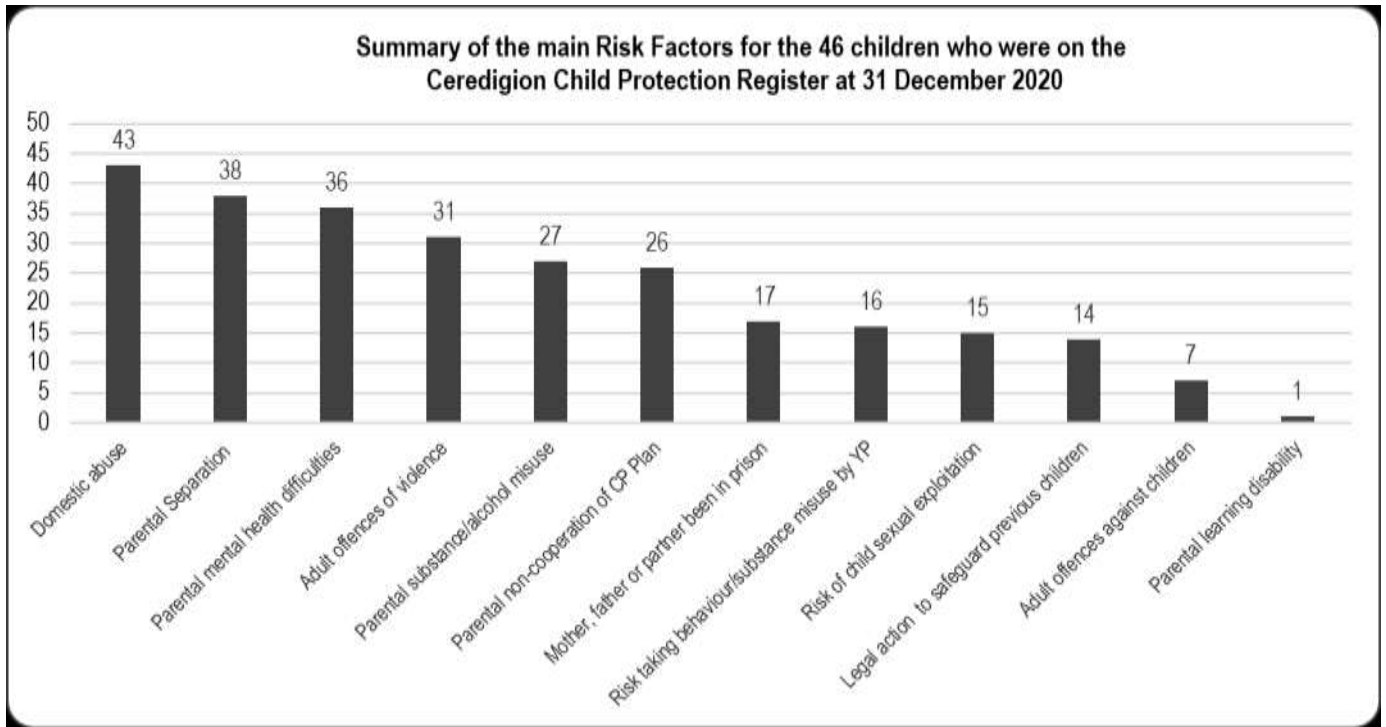
1 Further young person under five years old was also referred and received a service.

Analysis

97% Conferences have at least 1 family member in attendance.

There was a decrease in an Advocate Service being offered to every child discussed at Conference in this period. This were a variety of reasons. 6 children were not referred to the Advocacy service and this was a genuine oversight by the worker. 4 children were referred but for different reasons, did not engage.

Summary of main Risk Factors/ ACEs identified and discussed at Child Protection Conferences	
This table is based on the Independent Conference Chair's evaluation of risk factors noted at Initial CP Conferences when children's names were placed on the Child Protection Register and at Review CP Conferences when children's names remained on the Register.	
Summary of the main Risk Factors for the 46 children who were on the Ceredigion Child Protection Register at 31 December 2020	
Domestic Abuse (ACE)	43 (93.5%)
Parental separation has been a factor in this household (ACE)	38 (82.6%)
Parental mental health difficulties (ACE)	36 (78.3%)
Adult offences of violence	31 (67.4%)
Parental substance/alcohol misuse (ACE)	27 (58.7%)
Parental non-cooperation with the CP Plan	26 (56.5%)
Mother, father or partner have been in prison (ACE)	17 (36.9%)
Risk taking behaviour/substance misuse by young person	16 (34.8%)
Risk of child sexual exploitation	15 (32.6%)
Legal action taken to safeguard previous children in family	14 (30.4%)
Adult offences against children	7 (15.2%)
Parental learning disability	1 (2.2%)

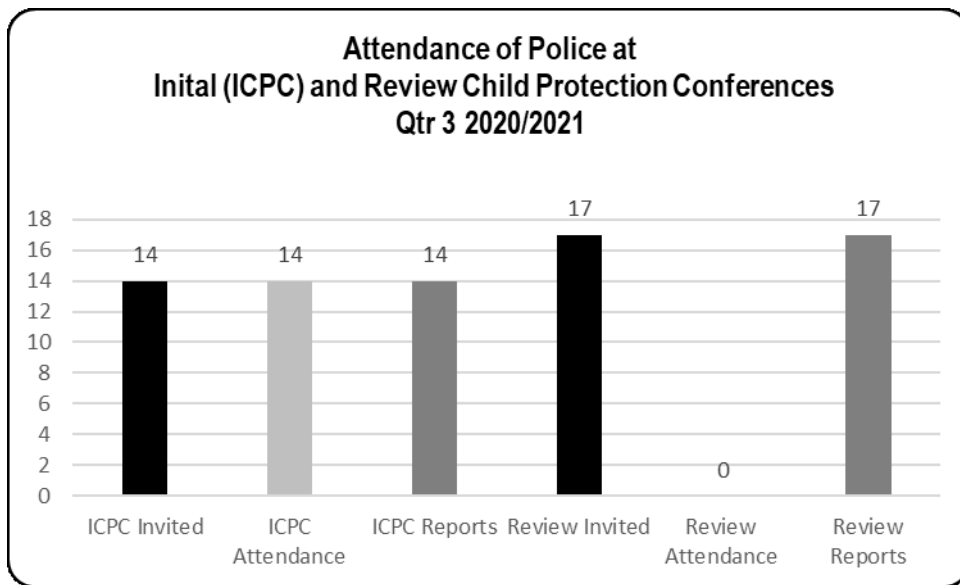
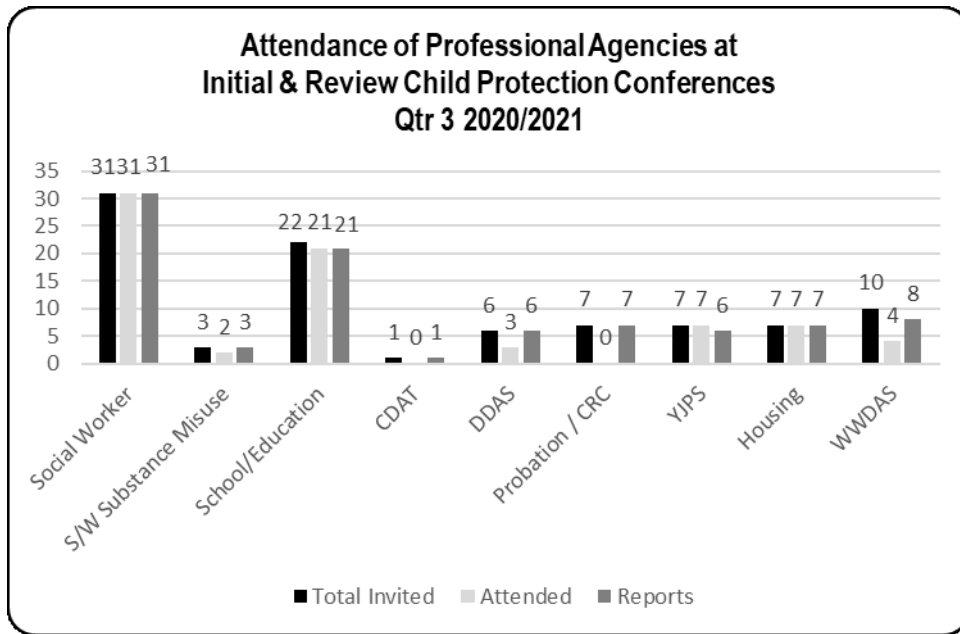


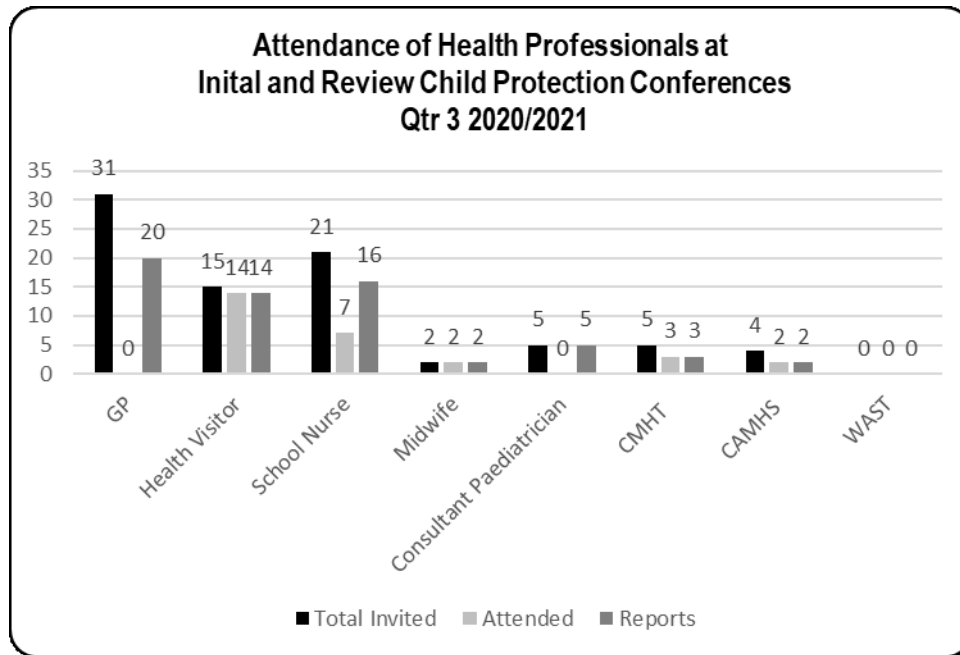
The Toxic Three Risk Factors for the 46 children who were on the Ceredigion Child Protection Register at 31 December 2020		
Number of children subject to a Care and Support Protection Plan where all of the Three Toxic Risk Factors feature (Domestic Abuse, Parental Substance Misuse and Parental Mental Health)	26	56.5%
Number of children subject to a Care and Support Protection Plan where Parental Separation or / and Incarceration feature (ACE)	39	84.8%
Number of children subject to a Care and Support Protection Plan where all five ACE (Domestic Abuse, Parental Substance Misuse, Parental Mental Health, Parental Separation and Incarceration)	14	30.4%

Analysis:

The main risk factors recorded were domestic abuse, parental separation, parental substance misuse and offences of violence by an adult.

Agency Attendance at Conferences:





The attendance of agencies at CPCs is illustrated in the charts above. An average of 7 agencies' staff members were invited to each CPC and an average of 4 attended.

There was an average of 6 written reports available at each CPC.

The date for a Review CPC was arranged at each conference when it was required.

All 31 (100%) of CPCs were quorate.

1 (3%) CPC recommended that a Family Group meeting be convened.

Written reports were provided by Social Workers for all 31 (100%) of CPCs, Chronologies were included in all 14 (100%) of Initial Conferences reports.

31 (100%) of professionals/agency staff expressed their views about the level of risk and registration at all CPCs.

53 (90%) CPC registration decisions were unanimous; with 6 (10%) CPC registration a majority decision.

0 (0%) CPCs reported that there was dissent regarding the safety of the CP Plan for safeguarding the welfare of a child on the CP Register.

0 (0%) CPC's identified a young carer.

7 (25%) CPCs identified that there was a shortfall in information regarding the mother's partner.

3 (10%) CPC's identified that the young persons had moderate/severe learning disability; with 9 (41%) CPC's reporting that the young person's had an Individual Development Plan.

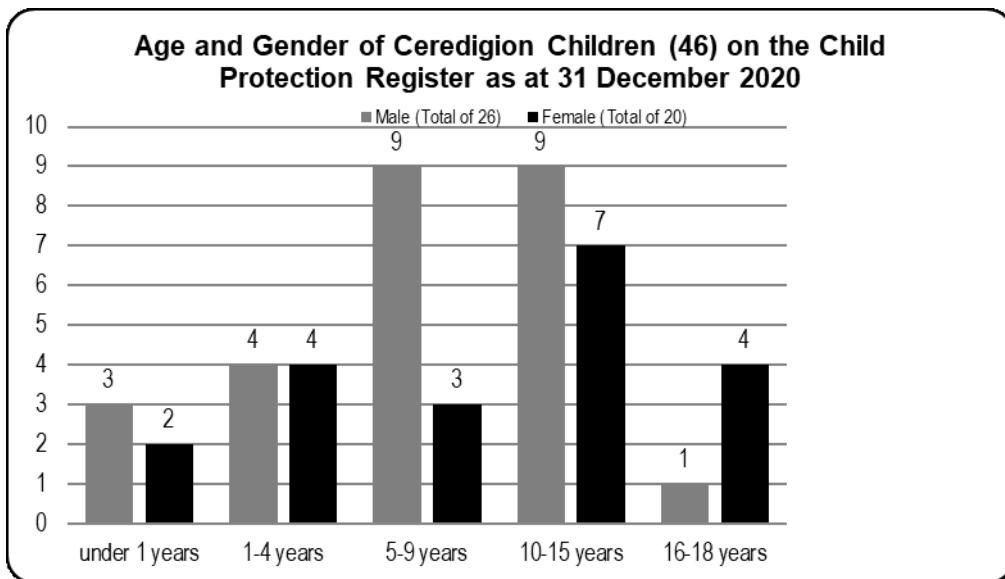
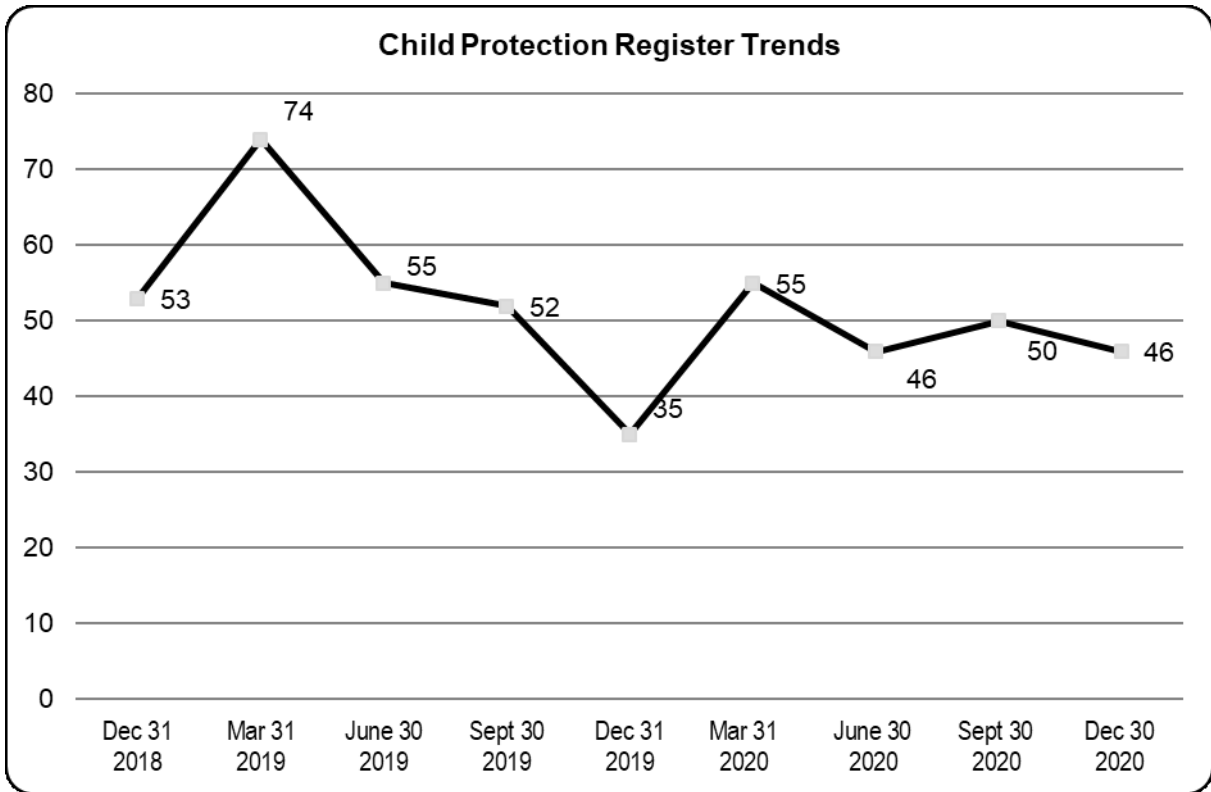
0 (0%) CPC's identified a physical/sensory disability, however behaviour problems were reported in 11 (37%) CPC's.

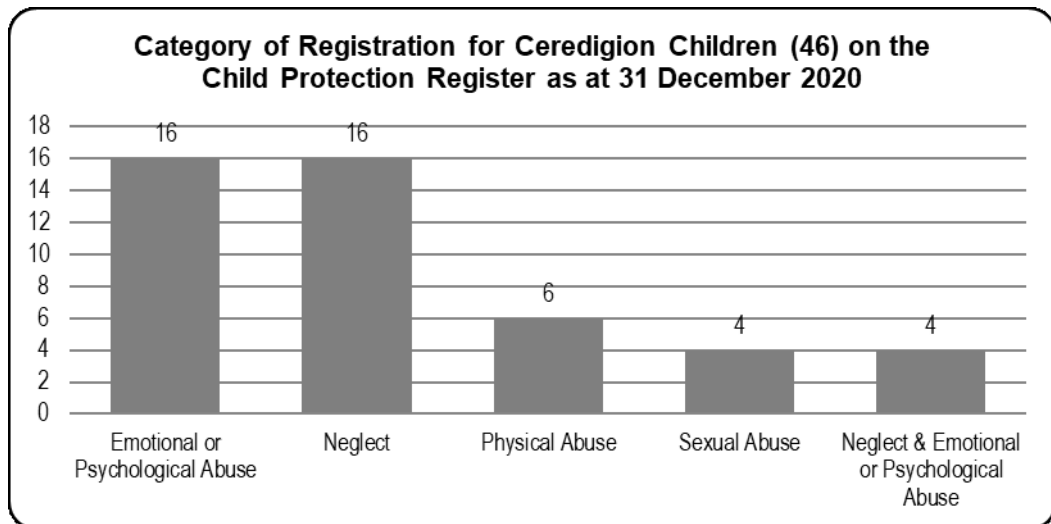
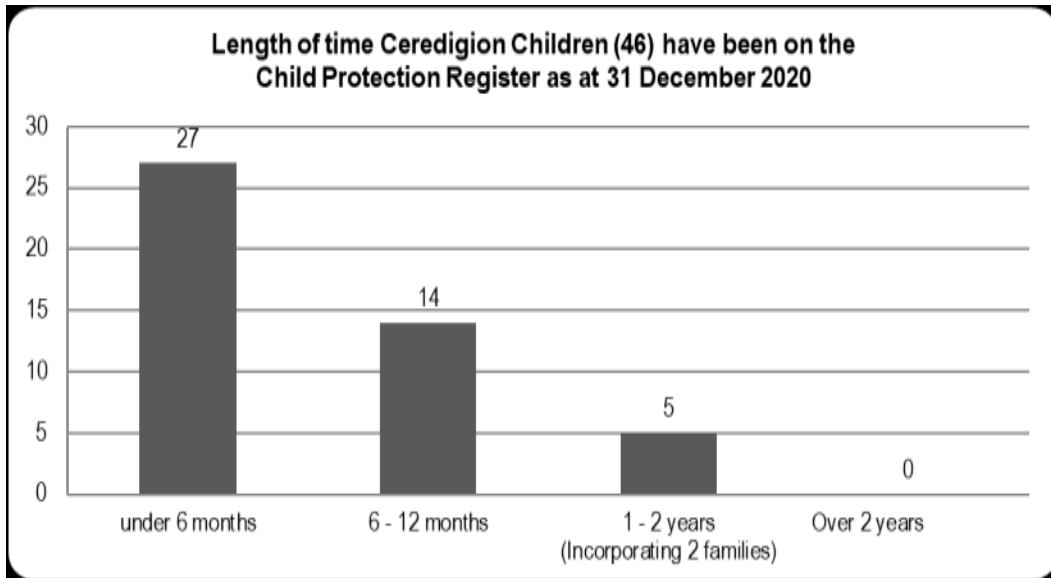
5 (17%) CPCs identified that the young persons had speech/language difficulties; and 0 (0%) CPC informed that the children had been excluded from school.

SECTION 6: Child Protection Register

The following table and chart provides the register data and trends at the end of each quarter commencing with the most recent quarter.

Child Protection Register (CPR)	No of Ceredigion children registered on the CPR	No of Ceredigion Families registered on CPR	No of children temporarily registered on CPR	No of families temporarily registered on CPR	Total no. of all children registered on the CPR	Total no. of all families registered on the CPR	Total no of Ceredigion children on CPR Looked After
Dec 31 st 2020	46	24	7	5	53	29	5
Sept 30 th 2020	50	22	4	3	54	25	1
June 30 th 2020	46	24	4	2	50	26	4
March 31 st 2020	55	26	10	4	65	30	2
Dec 31 st 2019	35	20	12	5	47	25	3
Sept 30 th 2019	52	27	7	3	59	30	4
June 30 th 2019	55	31	10	5	65	36	3
March 31 st 2019	74	40	4	3	78	44	5
Dec 31 st 2018	53	32	2	2	55	34	4
Sept 30 th 2018	58	36	9	7	67	43	3
June 30 th 2018	54	31	9	6	63	37	6
March 31 st 2018	67	38	4	4	71	42	10





WG Measure 28 - The average length of time for all children who were on the Child Protection Register:

This Measure asks for the average length of time in calendar days on the register for all children who were de-registered during the quarter	Oct-Dec	274.5
--	---------	-------

	Oct-Dec 2020	July-Sept 2020	April-June 2020	Jan-Mar 2020	Oct-Dec 2019	July-Sept 2019	April-June 2019	Jan-Mar 2019	Oct-Dec 2018
Rate per 10,000 Children under 18	36	39	36	42	27	40	42	57	41

WG Measure 27 – The number of re-registrations of children on Local Authority Child Protection Registers within the year

Initial Conferences	Oct-Dec 2020	July-Sept 2020	April-June 2020	Jan-Mar 2020	Oct-Dec 2019	July-Sept 2019	April-June 2019	Jan-Mar 2019
Number of Children previously on the register and deregistered within last 12 months	0	0	0	0	1	5	1	2

Analysis

There was a slight decrease in the number of children on the Register during this period. 21 Children were deregistered, which consisted of 2 families with 5 children, 4 families with 2 children and 3 families with one child. However 16 Children were registered at Initial Child Protection Conferences. The number of children in these families consisted of 1 family with 4 children, 3 families with 2 children and the other 6 Conferences having 1 child each.

The highest category of registration is emotional abuse and neglect which reflects domestic abuse as one of the greatest risk factors.

The majority of children are on the Register for a period of up to 6 months.

The number of boys on the Register has overtaken the number of girls.

The biggest age category of registration remains at 10-15yrs.

SECTION 7: Child Protection Strategy Meetings held under Part 4 and Part 5 of the All Wales Child Protection Procedures

There were 37 children referred and in total there were 32 strategy meetings held in the quarter.

Strategy Meetings were held in relation to 1 Ceredigion Looked After Child and 1 other Local Authority Looked After Child.

2 Ceredigion Looked After Children placed out of county were reported to be the subject of Child Protection Enquiries within the placement area.

Category of Child Protection Strategy Meeting (Specific Circumstances)	October Meetings held	November Meetings held	December Meetings held	Total number of cases
Risk of child sexual exploitation	1	4	3	7
Concerns regarding sexually harmful behaviour	6	3	3	9
Concerns regarding a young person going missing from home	2	0	0	2
Professional Concerns	2	2	5	8
Total number of meetings	11	9	11	
Total number of cases discussed in this quarter				26

SECTION 8: Multi Agency Child Sexual Exploitation Management Meetings

New Case / Review	Exit / Remain in MACSE	Male / Female	Age	At home / in care	CPR	Date of meeting	Agency Attendance
N	R	M	15	H	N	22/10/20	CFAST, Police, Health, Learning Services, TAF, YJPS
N	R	F	17	H	N	11/11/20	CFAST, Police, Learning Services, YJPS, Choices
R	R	F	14	H	Y	01/12/20	CFAST, Police, Health, Learning Services, TAF, YJPS
N	R	F	17		Y	27/11/20	CFAST, Police, Health, Learning Services, Coleg Ceredigion, Housing, WWHA, Llamau, Choices
N	R	F	16		Y	27/11/20	CFAST, Police, Health, Learning Services, Coleg Ceredigion, Housing, WWHA, Llamau, Choices
R	R	F	14	H	N	21/12/20	CFAST, Police, Learning Services
R	R	F	14	H	Y	21/12/20	CFAST, Police, Learning Services, YJPS

There were 4 new cases that came into MACSE in Quarter 3 and 3 review cases. Of these, 6 were female aged 14 – 17 years and one male aged 15 years and 4 on the CP Register.

SECTION 9: Police Marac Report

Overall number of cases met MARAC criteria	236 cases				
Number of cases reviewed and resulted at MRE (MARAC Repeat/Escalation) review stage.	129 cases reviewed 92 cases resulted				
Overall number of cases dealt with at Daily Discussion.	144 cases discussed 128 cases resulted				
Cases through to MARAC	16 cases				
Percentage of cases	38.98% resulted at MRE review 54.24% resulted at DD 6.78% through to MARAC				
Divisional breakdown of case numbers	Carmarthenshire - 79 Pembrokeshire – 68 Ceredigion – 41 Powys – 48				
No of children in the household	Total – Carmarthenshire - 78 Pembrokeshire – 92 Ceredigion – 44 Powys – 42				
	Resulted at MRE	Resulted at DD	MARAC	Time Saved going to MARAC (*average 10min a case)	
Carmarthenshire	29	44	6		12hr 10min
Pembrokeshire	30	35	3		10hr 5min
Ceredigion	21	19	1		6hr 40min
Powys	12	30	6		7hr

November –

Overall number of cases met MARAC criteria	278 cases				
Number of cases reviewed and resulted at MRE (MARAC Repeat/Escalation) review stage.	186 cases reviewed 148 cases resulted				
Overall number of cases dealt with at Daily Discussion.	130 cases discussed 125 cases resulted				
Cases through to MARAC	5 cases				
Percentage of cases	53.24% resulted at MRE review 44.96% resulted at DD 1.78% through to MARAC				
Divisional breakdown of case numbers	Carmarthenshire - 102 Pembrokeshire – 90 Ceredigion – 46 Powys – 40				
No of children in the household	Total – 260 Carmarthenshire - 100 Pembrokeshire – 92 Ceredigion – 42 Powys – 26				
	Resulted at MRE	Resulted at DD	MARAC	Time Saved going to MARAC (*average 10min a case)	
Carmarthenshire	52	48	2		17hrs
Pembrokeshire	51	38	1		14hrs 50min
Ceredigion	21	25	0		7hrs 40min
Powys	24	14	2		6hrs 20min

December –

Overall number of cases met MARAC criteria	206 cases				
Number of cases reviewed and resulted at MRE (MARAC Repeat/Escalation) review stage.	107 cases reviewed 80 cases resulted				
Overall number of cases dealt with at Daily Discussion.	126 cases discussed 115 cases resulted				
Cases through to MARAC	11 cases				
Percentage of cases	38.84% resulted at MRE review 55.83% resulted at DD 5.33% through to MARAC				
Divisional breakdown of case numbers	Carmarthenshire - 75 Pembrokeshire – 68 Ceredigion – 30 Powys – 33				
No of children in the household	Total – 233 Carmarthenshire - 91 Pembrokeshire – 73 Ceredigion – 34 Powys – 35				
	Resulted at MRE	Resulted at DD	MARAC	Time Saved going to MARAC (*average 10min a case)	
Carmarthenshire	33	41	1		12hrs 20min
Pembrokeshire	31	33	4		10hrs 40min
Ceredigion	8	20	2		4hrs 40min
Powys	8	21	4		4hrs 50min

SECTION 10: Learning Services**ADRODDIAD LOG GWASANAETHAU YSGOLION****BWLIAN / BULLYING**

Mae data bwlio yn parhau l gael eu gasglu yn dymhorol ym mhob cyfarfod Llywodraethol yr ysgolion. Gweler isod, data a gasgwyd yn nhymor yr Hydref 2019 am ddigwyddiadau bwlio y tymor blaenorol sef tymor yr Haf 2020.

Bullying data is collected by all schools during Governing Body meetings on a termly basis. Please see below data collected for the Summer term 2020, which was collected during the previous Autumn term 2019.

Math o Fwlian	Hydref 2019 / Autumn 2019	Gwanwyn 2020 / Spring 2020	Haf 2020 / Summer 2020
Gallu / Ability	5	2	2
Oedran / Age	1	1	
Edrychiad / Appearance	4	8	5
Biffonig / Biphobic			
Anabledd / Disability			1
Rhyw / Gender		2	
Homoffonig / Homophobic			
Plentyn syn Derbyn Gofal / Looked after Child			
Di-ddeuaidd / Non Binary			
Beichiogrwydd neu Famolaeth / Pregnancy or Maternity			
Hiliol / Racial		2	
Crefydd neu Gred / Religion or Belief			
Rhywiol / Sexual	2		
Trawsffonig / Transphobic			

Gofalwr Ifanc / Young Carer			
E Ddiogelwch / E-safety	2	7	1
Eraill / Other	7	21	1
Cyfanswm / Total	20	43	10

Conflict between friends has also been included in the recordings by Schools. These types of behaviours would not usually fall within the definition of bullying, however most Schools document these under the 'other' category in the feedback form.

HYFFORDDIANT / TRAINING

Mae hyfforddiant Diogelu ac Amddiffyn Plant lefel 1 ar rhaglen e-ddysgu yn unig, dyma'r nifer o staff sydd wedi cwblhau yr hyfforddiant hyn drwy cyfnod chwarter 3.

Level 1 Safeguarding and Child Protection training is only available as an e-learning programme, below is the number of staff who have completed the training during the quarter 3 period.

Mewnol / Internal	143
-------------------	-----

VAWDASV

Mae yna 47 o staff wedi cwblhau hyfforddiant VAWDASV ar-lein yng nghyfnod chwarter 3.

47 members of staff have completed the online VAWDASV training between the quarter 3 period.

ADDYSG DDEWISOL GARTREF / ELECTIVE HOME EDUCATION

Nifer o blant yr ydych yn ymwybodol ohonynt sydd yn cael eu haddysgu'n ddewisol gartref / Number of children that you are aware of that are Electively Home Educated (EHE)	Nifer o blant EHE sy'n hysbys i'r Awdurdod Lleol sydd wedi cael cynnig ymweliad blynyddol yn ystod y 12 mis diwethaf / Number of EHE children known to the Local Authority that have been offered an annual visit in the last 12 months	Canlyniad / Outcome
243 (increase in number due to COVID pandemic)	0 (visits not permitted due to COVID pandemic)	

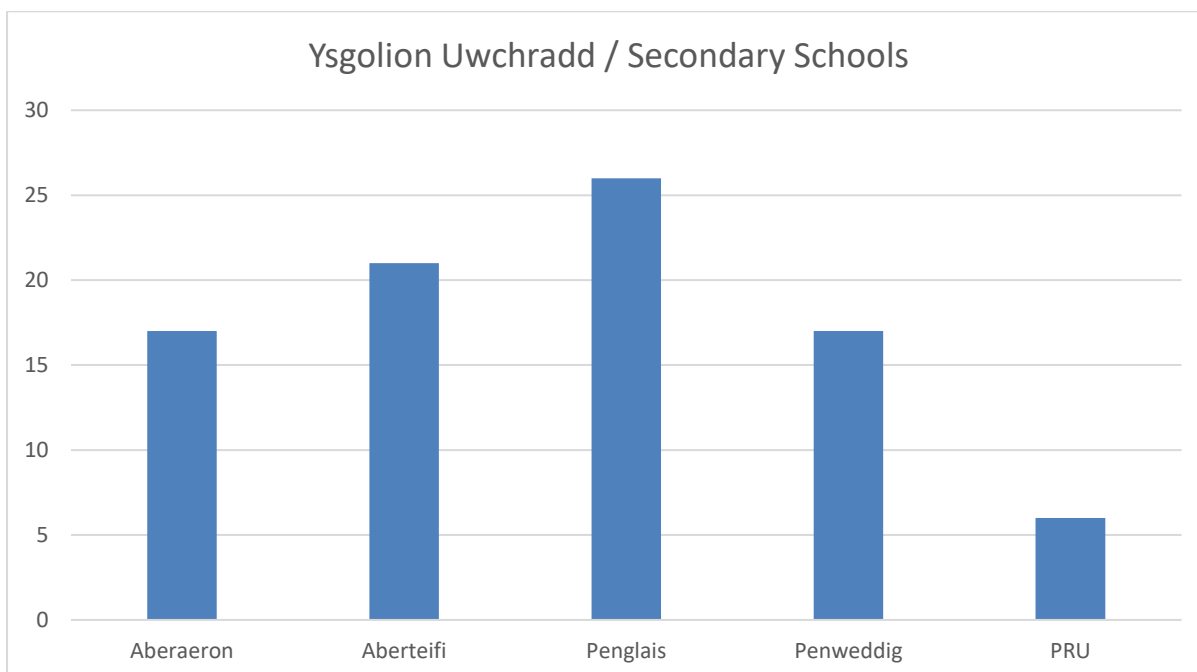
PLANT MEWN GOFAL / LOOKED AFTER CHILDREN

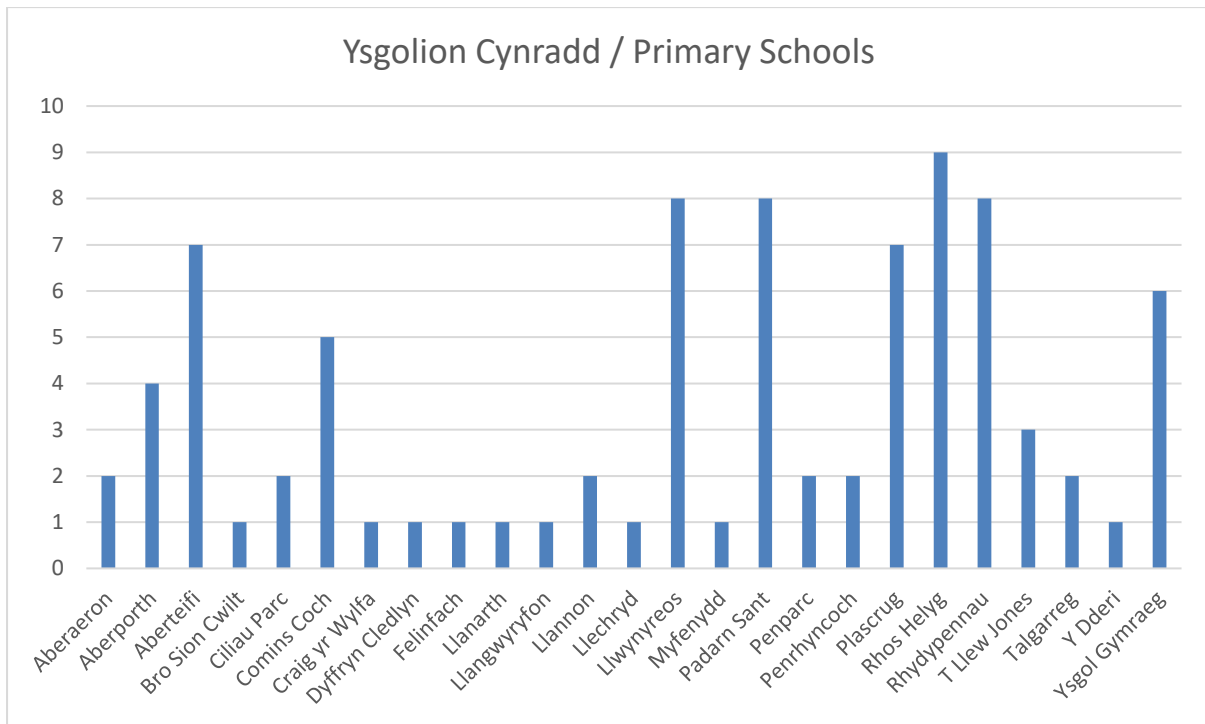
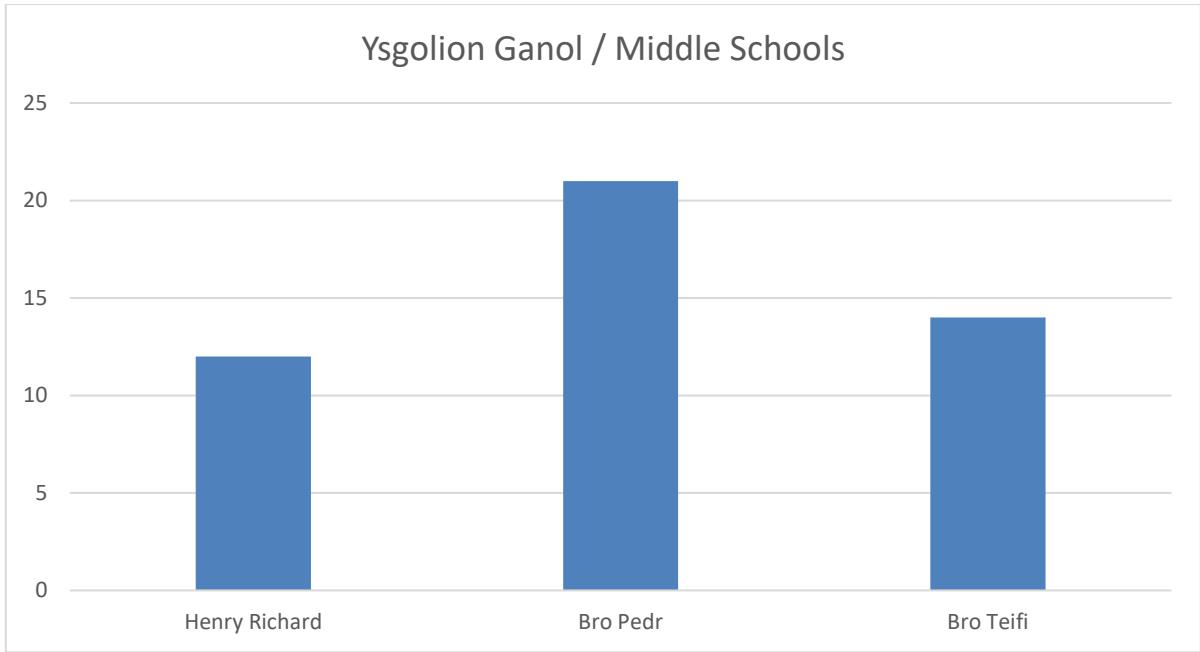
Plant mewn gofal yng Ngheredigion o oedran ysgol statudol / <i>Looked after children in Ceredigion of statutory school age</i>	38
Plant mewn gofal allan o'r Sir o oedran ysgol statudol / <i>Looked after children placed out of County of statutory school age</i>	11
Plant mewn gofal o Siroedd eraill o oedran ysgol statudol / <i>Looked after children from other Local Authorities of statutory school age</i>	36

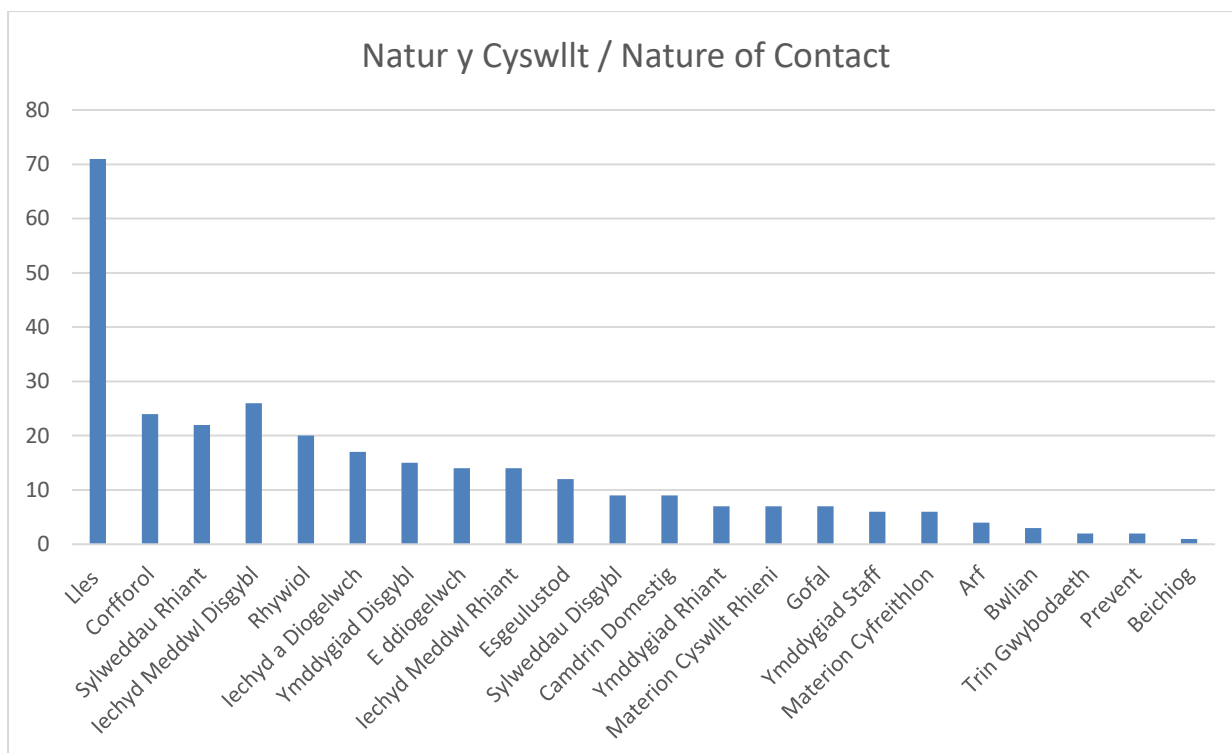
Cyswllt Ysgolion / School Contacts

Gweler isod, y rhifau a natur y cyswllt a dderbyniwyd o ysgolion / sefydliadau dysgu yn ystod chwarter 3.

Please see below the number of contacts received from schools/learning establishments and their nature, during the period of quarter 3.





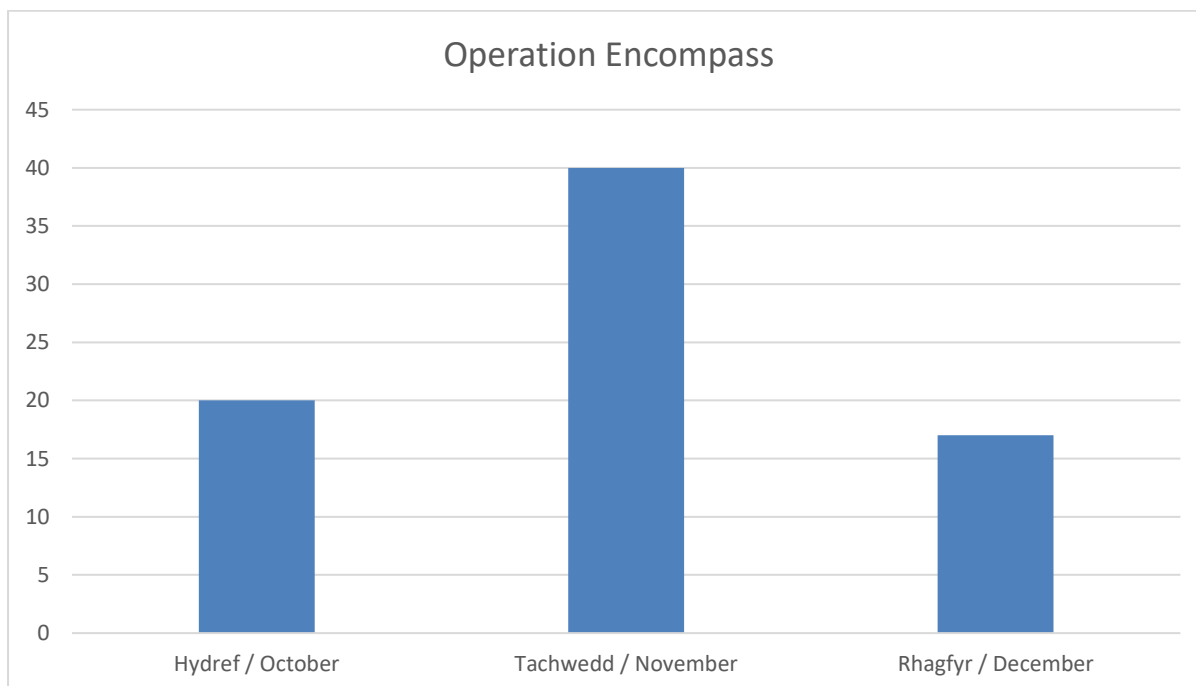


Oherwydd fod niferoedd fawr o rhesymau cyswllt, maen't wedi crynhoi mewn l'r grwpiau isod, er mwyn medru darllen yn fwy glir ar y siart.

Due to the large amount of reasons given for contact, some have been grouped together as noted below, in order for the information to be presented more clearly on the chart.

Arf / <i>Weapon</i>	
Cais am wybodaeth / <i>Request for Information</i>	
Camdrin Domestig / <i>Domestic Abuse</i>	
Corfforol / <i>Physical</i>	
E-ddiogelwch / <i>E-Safety</i>	Gan gynnwys cam ddefnydd ffon symudol/rhyngwrwd. Danfon negeseuon/lluniau/fideo anwedus. / <i>Which also includes misuse of mobile phones/internet. Sending inappropriate messages, photos, videos.</i>
Esgeulustod / <i>Neglect</i>	Gan gynnwys amodau cartref, materion ariannol, goruchwyliaeth. / <i>Which also includes home conditions, financial issues and supervision.</i>
Gofal / <i>Care</i>	
Iechyd a Diogelwch / <i>Health and Safety</i>	
Iechyd Meddwl Disgybl / <i>Pupil Mental Health</i>	Gan gynnwys camdriniaeth emosiynol / <i>Which also includes Emotional abuse.</i>
Iechyd Meddwl Rhiant / <i>Parent Mental Health</i>	
Lles / <i>Wellbeing</i>	Gan gynnwys plant ar goll, presenoldeb, tor perthynas, galar, gofawyr ifanc, cyswllt cyfnod

	clo, materion cyswllt rhwng rhieni / <i>Which also includes missings, attendance, relationship breakdown, young carers, contact difficulties during lockdown, contact issues between parents.</i>
Materion Cyfreithlon / <i>Legal Matters</i>	
Prevent	
Rhywiol / <i>Sexual</i>	Gan gynnwys perthnasau amhriodol ag egsbloetio plant yn rhywiol / <i>Which also includes inappropriate relationships and Child Sexual Exploitation.</i>
Sylweddau Disgybl / <i>Pupil Substances</i>	Gan gynnwys cyffuriau ag alcohol / <i>Includes Alcohol and Drugs misuse.</i>
Sylweddau Rhiant / <i>Parent Substances</i>	Gan gynnwys cyffuriau ag alcohol / <i>Includes Alcohol and Drugs misuse.</i>
Materion Traws / <i>Trans Matters</i>	
Ymddygiad Disgybl / <i>Pupil Behaviour</i>	
Ymddygiad Rhiant / <i>Parent Behaviour</i>	Gan gynnwys materion parthed rhieni yn y carchar / <i>Which includes incarceration.</i>
Ymddygiad Staff / <i>Staff Conduct</i>	Gan gynnwys unrhyw gwynion/sylwadau parthed ymddygiad aelodau o staff ysgolion a/neu sydd yn gysylltiedig ag ysgolion Ceredigion. / <i>Which includes any complaints or comments regarding staff behaviour or conduct, who is a member of teaching staff or associated with a Ceredigion school.</i>



SECTION 11: Health



SECTION 12: S-CAMHS

S-CAMHS Update Report for CYSUR

In line with the Welsh Government document “Admission Guidance”, HDUHB has in place a robust Admission Policy/Pathway outlining the process for admitting any young person into an Adult Mental Health Ward. The Guidance stipulates that the Health Board must have a designated Unit and within HDUHB this is Morlais Ward on the Glangwili Hospital campus.

A new Protocol has been approved to meet this statutory requirement which will ensure compliance against Welsh Government expectations.

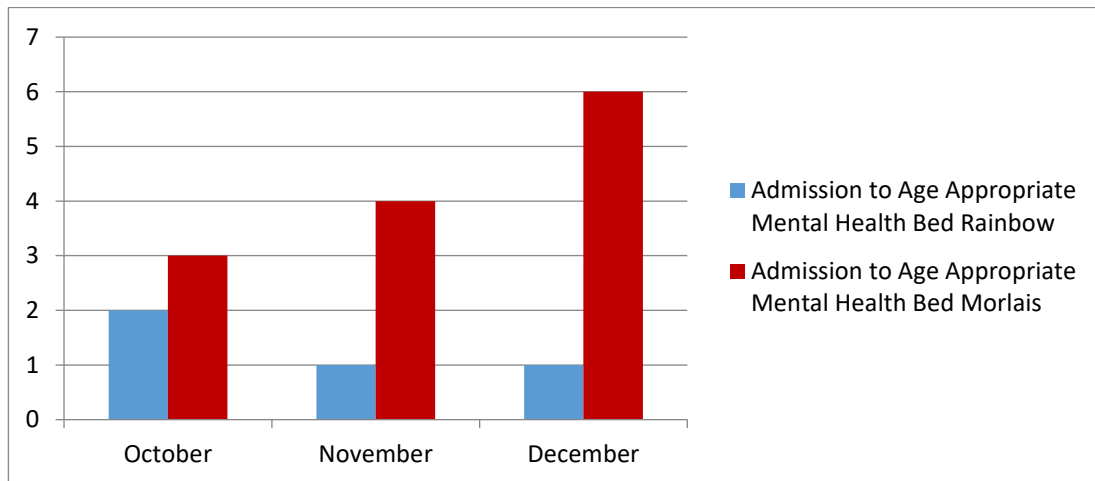
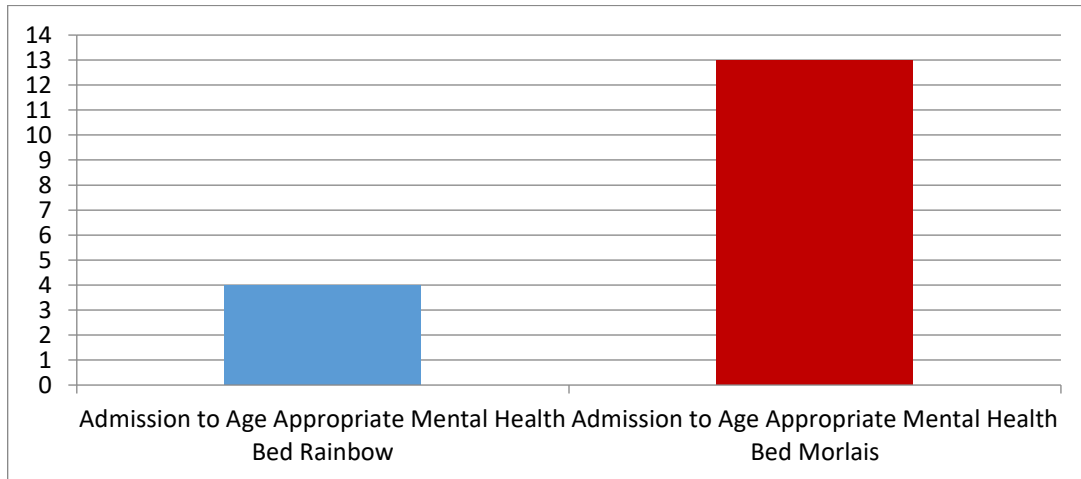
Admission to an adult mental health ward can be a frightening experience and every attempt is made to consider the least restrictive alternative for admission. In the majority of cases a young person is admitted to the designated unit on Cilgerran Ward supported by staff from the mental health unit.

In line with the guidance, the staff have received additional training in safeguarding young people and in addition the staff on Morlais ward have all undertaken the following:

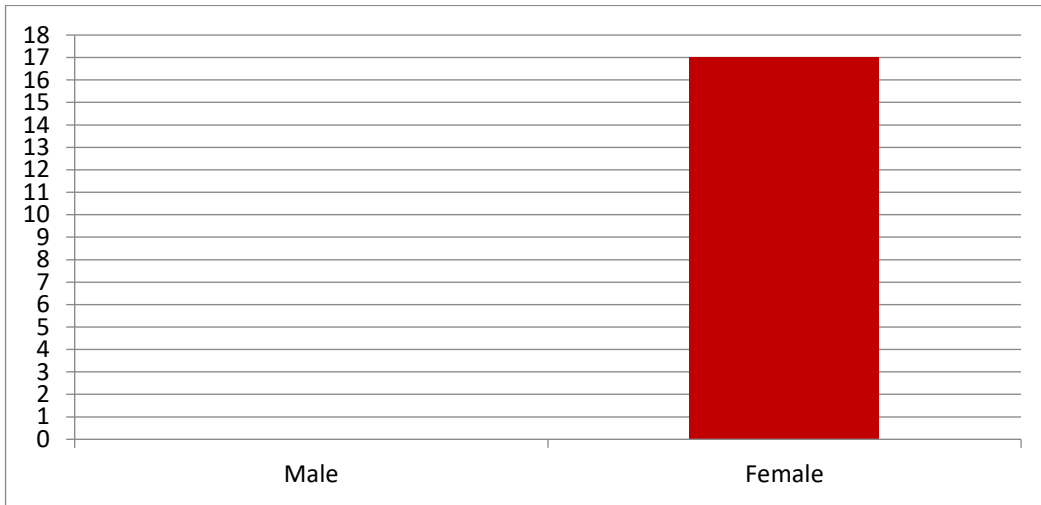
- Safeguarding Children Level 3 Training
- Have a valid Enhanced DBS in place
- Undertaken specific training on the emotional and mental health needs of children and young people
- Training on the Mental Health Act and Social Services and Wellbeing (Wales) Act 2014

All admissions to the mental health bed must be reported, initially internally as a DATIX, and followed by a Serious Untoward Incident report to the Delivery Unit in line with the Welsh Government’s Admission Guidance Document.

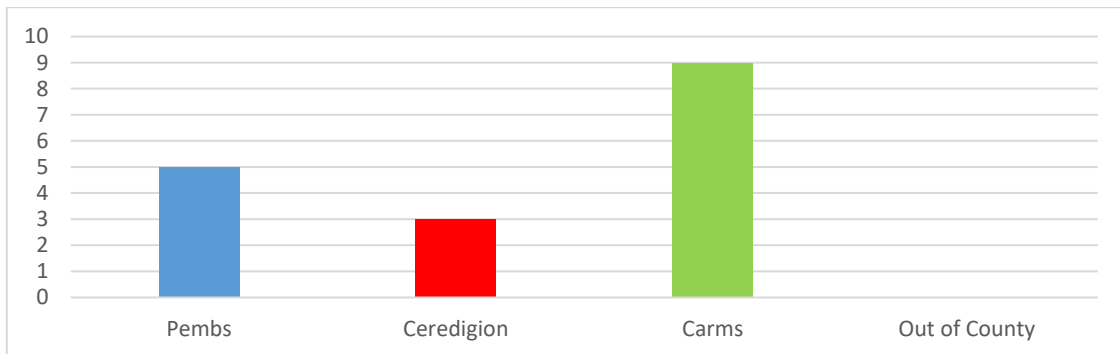
Q3 Admissions to the age appropriate bed on the Rainbow bed and Morlais Adult Mental Health Ward Glangwili Hospital site:



Q3 Admission to Age Appropriate Mental Health Bed Rainbow / Morlais Bed by gender:



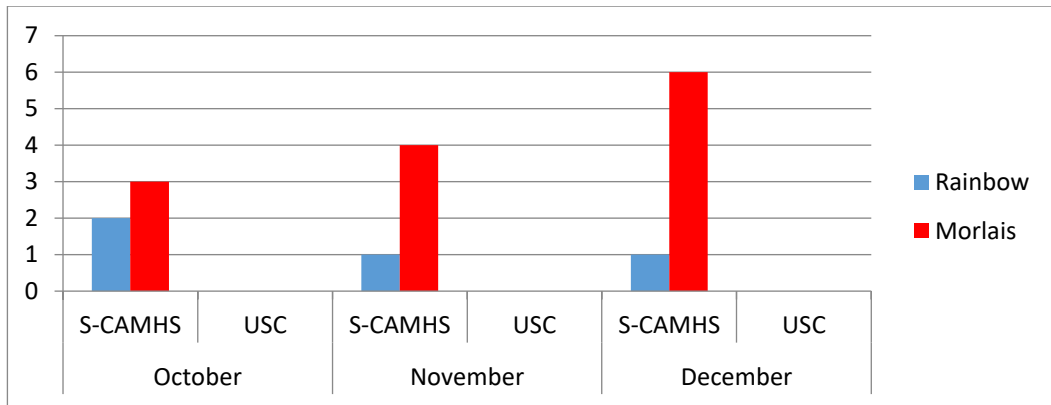
Q3 Admissions to Rainbow / Morlais Bed according to Locality:



Admissions to Paediatric Age Appropriate Bed (Rainbow Unit, Non reportable)

Specialist CAMHS records for Quarter 3 are outlined above with 17 Admissions in total, with 4 Admissions to the Paediatric bed and 13 Admissions to the Adult Mental Health Ward (Morlais). Increase in admissions highly probable related to COVID-19.

Q3 Admissions to Rainbow / Morlais split by admitting team:



Mental Health Status

1 individual was subject to an admission to the Adult Mental Health ward under Section 2 of the Mental Health Act.

Admission Outcomes

	Discharged Home	Onward Admission	Remains on Ward
Rainbow	4	0	0
Morlais	13	0	0

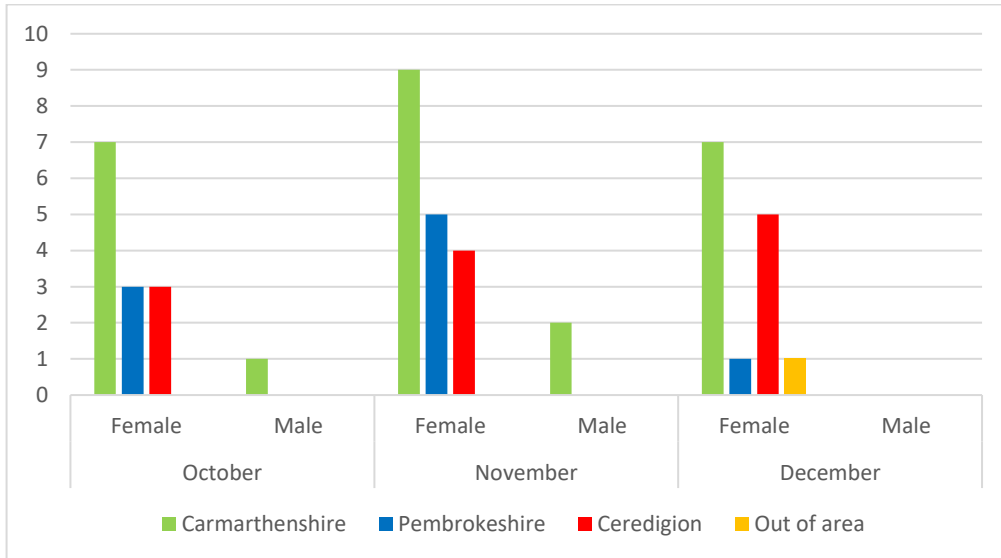
Admissions relating to Self-Harm

Within HDUHB there are robust systems in place for S-CAMHS to provide a mental health assessment, following referral from the Paediatric ward where any young person is admitted following an episode of self harm. The reason for admission is generally following an overdose but, on occasions, it can be following deliberate cutting or an attempted hanging.

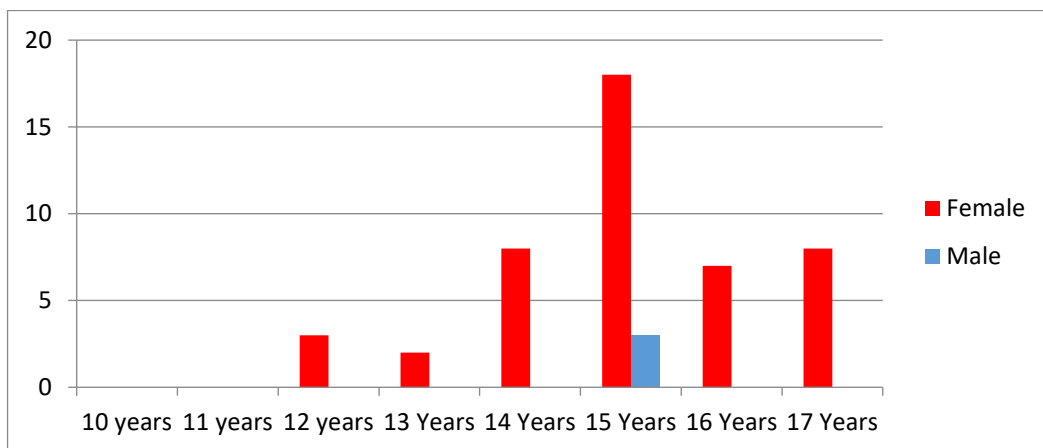
All overdose/self harm admissions receive a follow up appointment within three working days to monitor risk and provide support. There is a robust Pathway in place along with Guidance for admission of all young people who present following self harm in order that a comprehensive mental health assessment and risk management plan can be agreed. Where appropriate, referral to the Safeguarding team and/or Social Services may be considered.

The following table details the numbers of admissions following Deliberate Self Harm (DSH) Quarter 3 2020-2021 for the 3 Local Authority Areas:

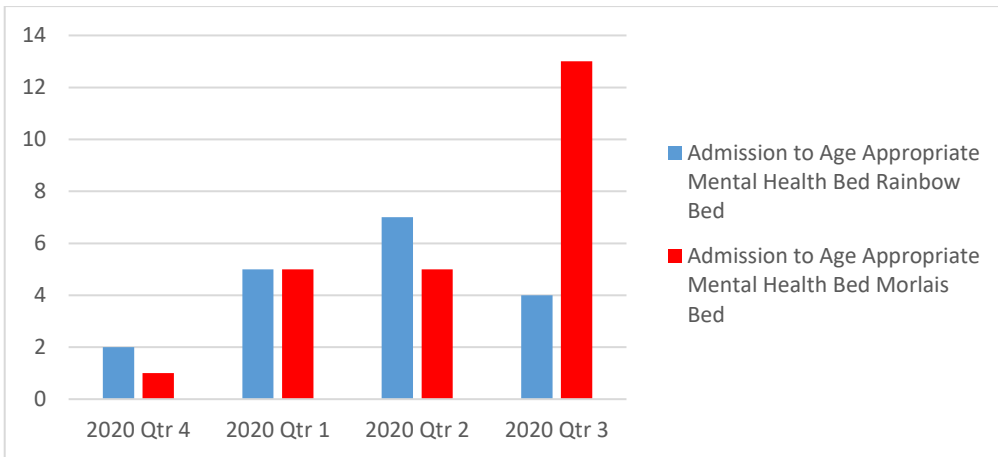
Q3 Self-harm / Overdose Statistics split by gender and locality:



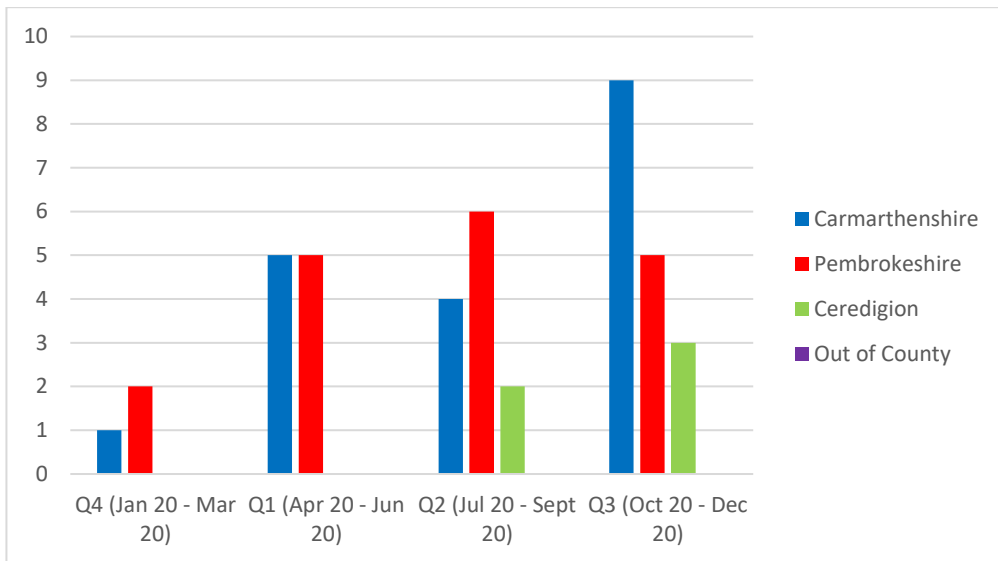
Q3 Self-harm / Overdose Statistics split by gender and age profile:



Comparison Data (last 12 months) - Age Appropriate Bed

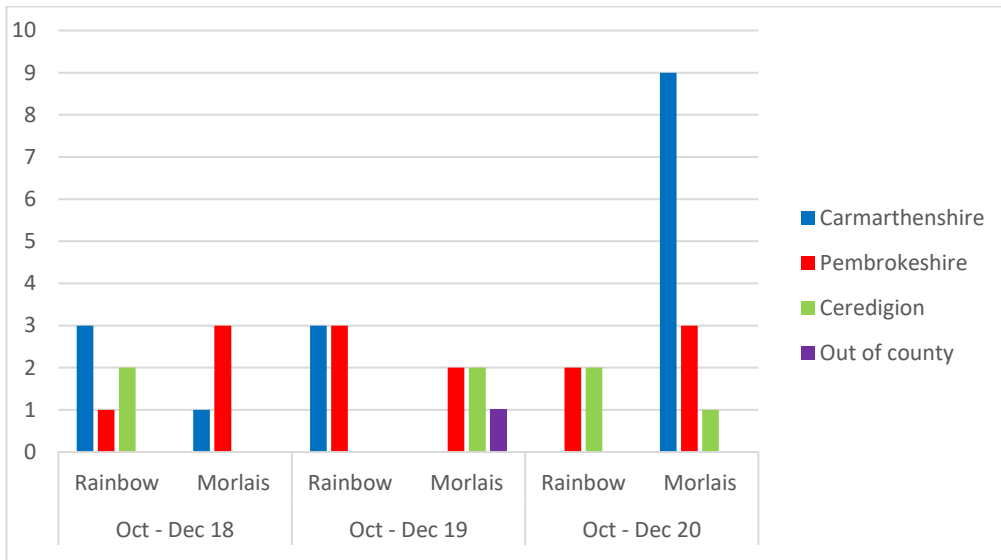


Admission Trend comparison by locality (last 12 months)



Annual Admission Comparison by locality

The following graph compares the numbers of admissions for Quarter 3 2020/2021 against the number of admissions for the same quarter of 2019/2020 and 2018/2019, further defined by locality.



Advocacy

In line with the Mental Health (Wales) Measure 2012, Health Boards are expected to ensure that access to Advocacy Services is in place, as per Part 4 of the Measure, for any individual admitted into hospital. All young people admitted to Morlais Ward are asked on admission if they would like access to an Independent Mental Health Advocate. The expected performance target is that 100% of clients are offered this and this information is recorded and reported via our Information Analyst.

On Cilgerran Ward, information is provided to young people on admission on the availability of access to the Advocacy Service. However, the above performance standard is not applicable therefore data is not routinely collated.

CEREDIGION
CWMPAS LOCAL OPERATIONAL GROUP

Performance Management Report – Safeguarding Adults

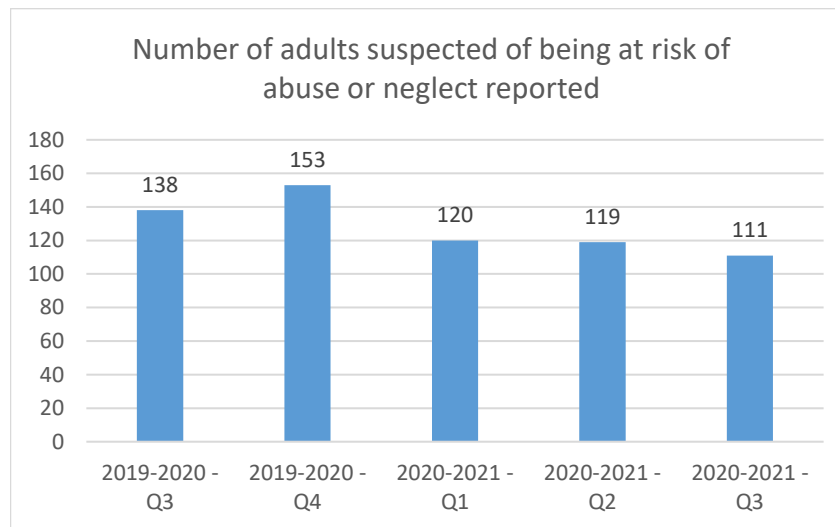
Quarter: 3

1.10.20 – 31.12.20

DATA RETURNS EVIDENCE Q3 2020-2021

Adults

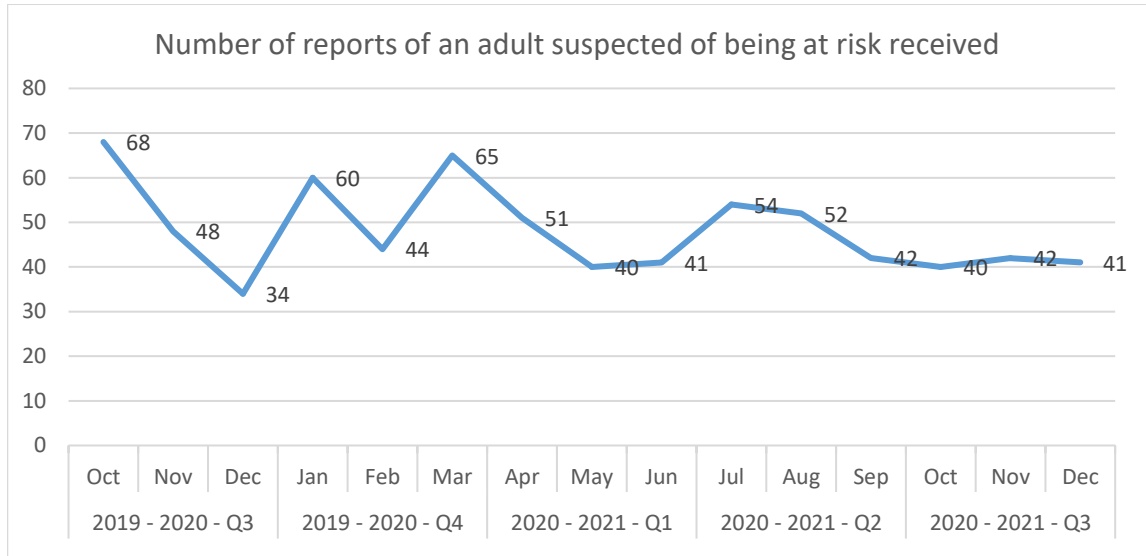
2019-2020 - Q3	138
2019-2020 - Q4	153
2020-2021 - Q1	120
2020-2021 - Q2	119
2020-2021 - Q3	111



There is a slight decrease in the number of adults suspected of being at risk of abuse or neglect from 119 in Quarter 2 to 111 in Quarter 3 and there has been a significant decrease in the number since Q2 and Q3 of the previous year. Since Q4 last year and the commencement of the Coronavirus epidemic, there has been a significance decrease in the number of reports being received in the team.

Reports - Month

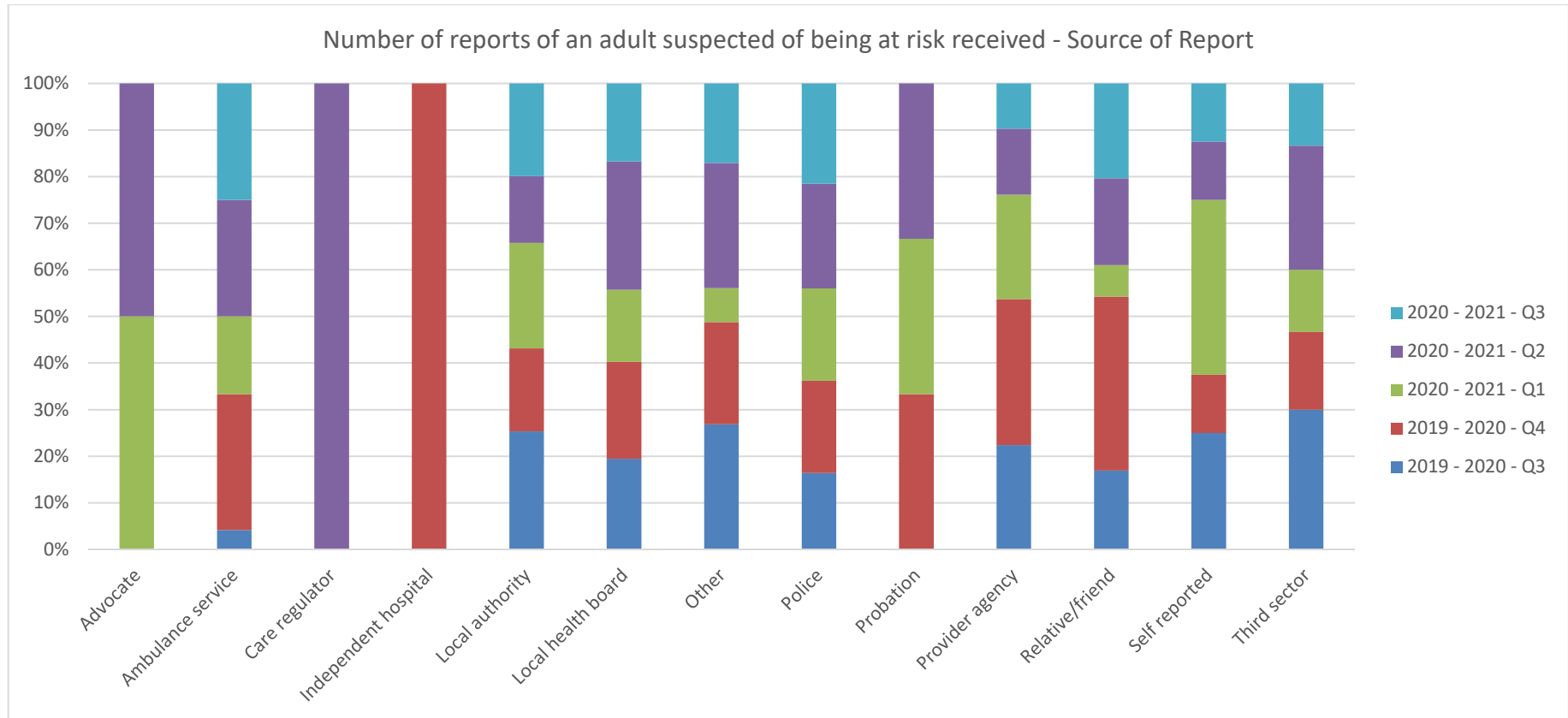
Row Labels	Count of Assessment ID
2019 - 2020 - Q3	150
Oct	68
Nov	48
Dec	34
2019 - 2020 - Q4	169
Jan	60
Feb	44
Mar	65
2020 - 2021 - Q1	132
Apr	51
May	40
Jun	41
2020 - 2021 - Q2	148
Jul	54
Aug	52
Sep	42
2020 - 2021 - Q3	123
Oct	40
Nov	42
Dec	41
Grand Total	722



Reports - Month

Count of Assessment ID	Column Labels					Grand Total
	2019 - 2020 - Q3	2019 - 2020 - Q4	2020 - 2021 - Q1	2020 - 2021 - Q2	2020 - 2021 - Q3	
Row Labels						
Advocate			1	1		2
Ambulance service	1	7	4	6	6	24
Care regulator				1		1
Independent hospital		1				1
Local authority	37	26	33	21	29	146
Local health board	29	31	23	41	25	149
Other	11	9	3	11	7	41
Police	19	23	23	26	25	116
Probation		1	1	1		3
Provider agency	30	42	30	19	13	134
Relative/friend	10	22	4	11	12	59
Self-reported	4	2	6	2	2	16
Third sector	9	5	4	8	4	30
Grand Total	150	169	132	148	123	722

The Local Authority is the highest source of reports with 29 reports being made by staff in the Local Authority and 25 reports being made by both the Police and the Local Health Board compared to Q2 where the Local Health Board was the highest source of report, followed by Police and then Local Authority staff. In both Q2 and Q3 self-referrals are very low, with there being only 2 reports in each quarter made by the person who is suspected of experiencing abuse or neglect themselves.

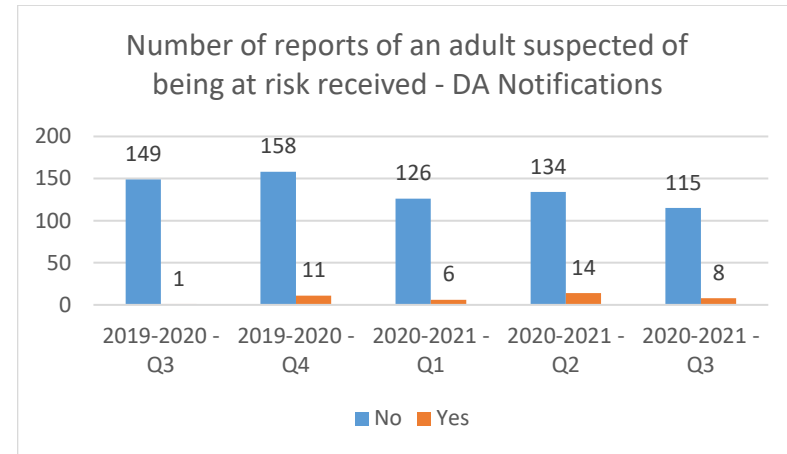


Report Source Police

Reports

Count of Assessment ID	Column Labels		
Row Labels	No	Yes	Grand Total
2019 - 2020 - Q3	18	1	19
2019 - 2020 - Q4	12	11	23
2020 - 2021 - Q1	17	6	23
2020 - 2021 - Q2	12	14	26
2020 - 2021 - Q3	17	8	25
Grand Total	76	40	116

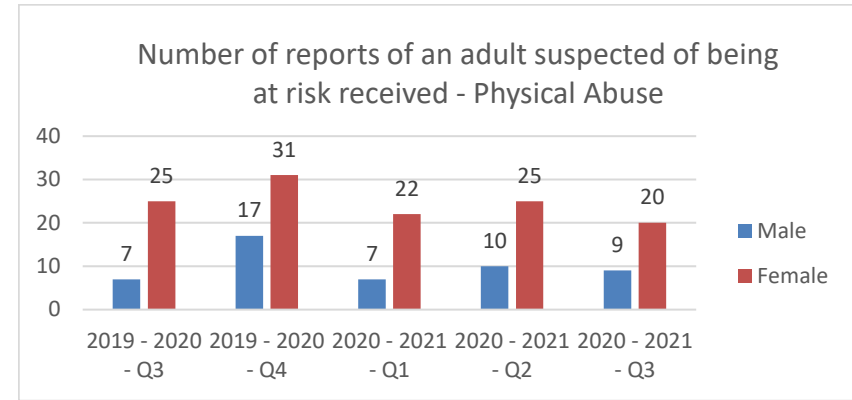
Period	No	Yes
2019-2020 - Q3	149	1
2019-2020 - Q4	158	11
2020-2021 - Q1	126	6
2020-2021 - Q2	134	14
2020-2021 - Q3	115	8



Physical Yes

Physical

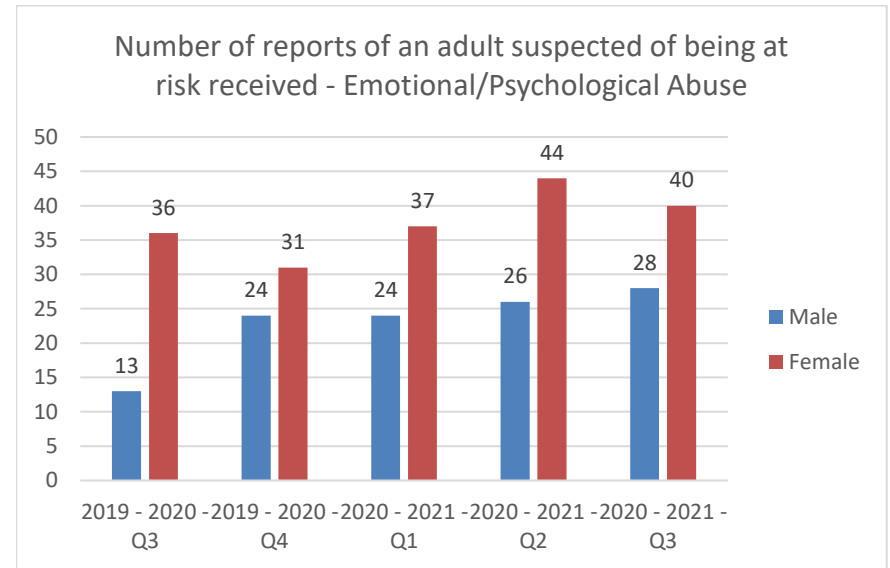
Count of Assessment ID	Column Labels		
Row Labels	Male	Female	Grand Total
2019 - 2020 - Q3	7	25	32
2019 - 2020 - Q4	17	31	48
2020 - 2021 - Q1	7	22	29
2020 - 2021 - Q2	10	25	35
2020 - 2021 - Q3	9	20	29
Grand Total	50	123	173



Sexual Yes

Sexual

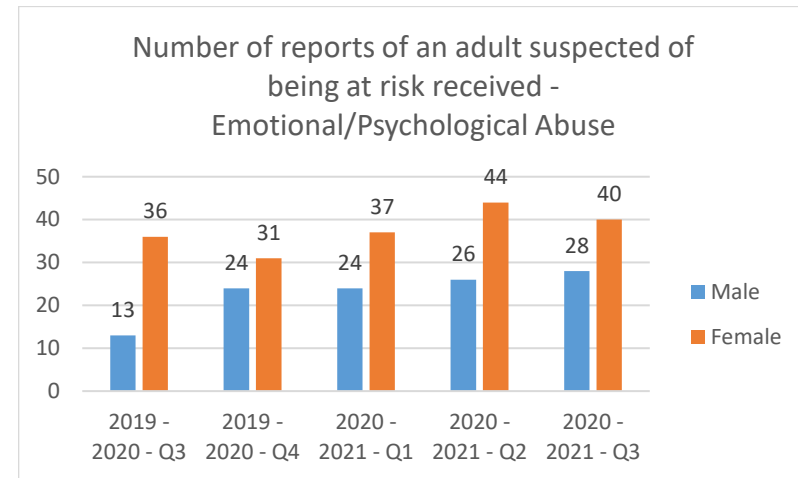
Count of Assessment ID	Column Labels		
Row Labels	Male	Female	Grand Total
2019 - 2020 - Q3	2	9	11
2019 - 2020 - Q4	1	6	7
2020 - 2021 - Q1	2	4	6
2020 - 2021 - Q2	1	6	7
2020 - 2021 - Q3	2	5	7
Grand Total	8	30	38



Emotional/Psychological Yes

Emotional/Psychological

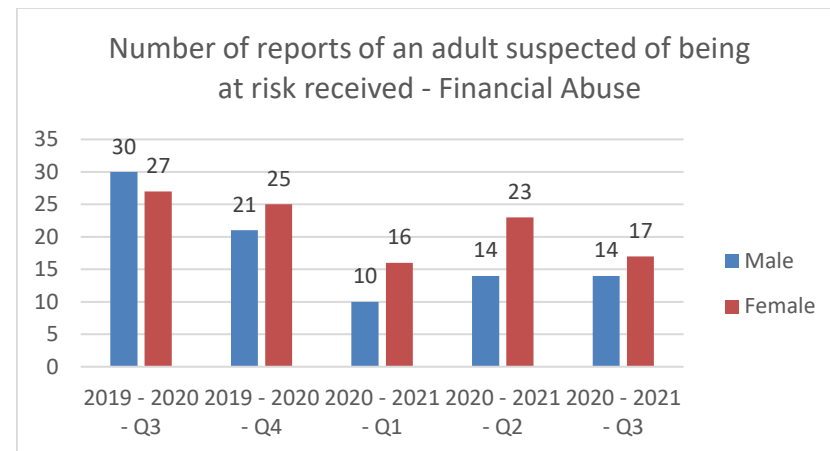
Count of Assessment ID	Column Labels		
Row Labels	Male	Female	Grand Total
2019 - 2020 - Q3	13	36	49
2019 - 2020 - Q4	24	31	55
2020 - 2021 - Q1	24	37	61
2020 - 2021 - Q2	26	44	70
2020 - 2021 - Q3	28	40	68
Grand Total	115	188	303



Financial Yes

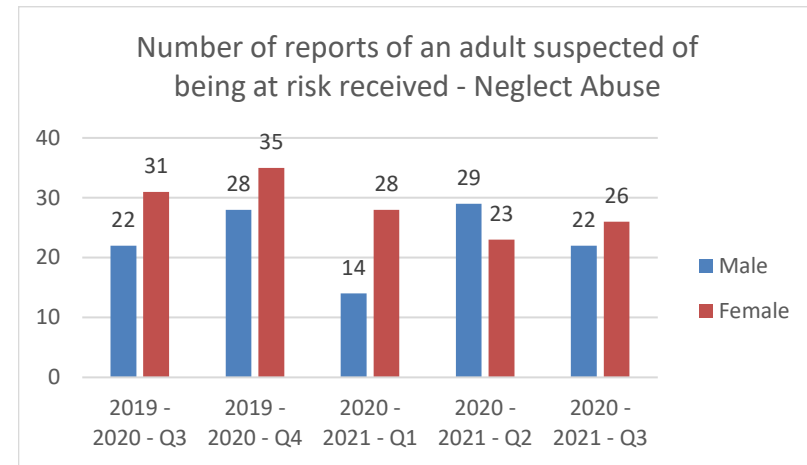
Financial

Count of Assessment ID	Column Labels		
Row Labels	Male	Female	Grand Total
2019 - 2020 - Q3	30	27	57
2019 - 2020 - Q4	21	25	46
2020 - 2021 - Q1	10	16	26
2020 - 2021 - Q2	14	23	37
2020 - 2021 - Q3	14	17	31
Grand Total	89	108	197



Neglect	Yes
---------	-----

Neglect			
Count of Assessment ID	Column Labels		
Row Labels	Male	Female	Grand Total
2019 - 2020 - Q3	22	31	53
2019 - 2020 - Q4	28	35	63
2020 - 2021 - Q1	14	28	42
2020 - 2021 - Q2	29	23	52
2020 - 2021 - Q3	22	26	48
Grand Total	115	143	258



The type of abuse reported that remains consistently the highest in Q3 is Emotional/Psychological abuse, with females reported to be the highest number of victims of emotional/psychological abuse. There were 68 reports of emotional/psychological abuse in this quarter and 70 in Q2. This is a steady rise from Q4 of last year where there were 55 reports in Q4 and 49 in Q3.

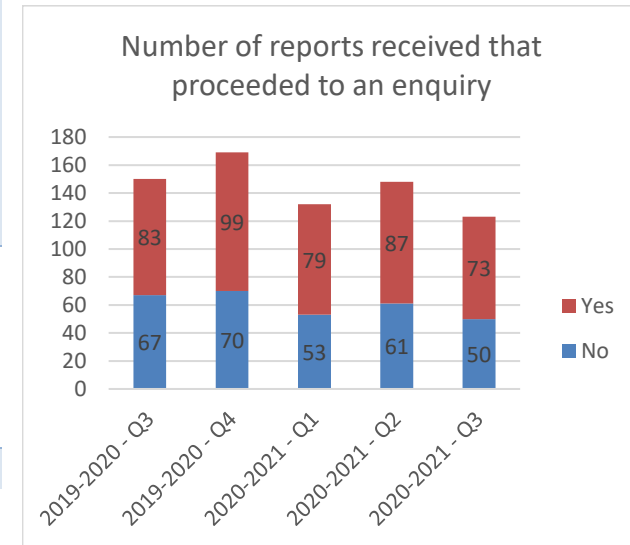
Neglect continues to be the second highest category reported, with there being 48 in this quarter and 52 in Quarter 2.

There has been a decrease in the number of reports received in relation to financial abuse over the year from 57 in Q3 of last year to 31 in Q3 of this year.

In Q4 of last year, there were a high number of reports related to physical abuse but this has decreased over the year period.

Reports that led to enquiry

Assessment ID	Column Labels				Grand Total
	No - Other (please comment)	No - The individual refused to participate in enquiry	No - The individual was not an adult at risk	Yes - Proceeded to enquiry	
2019 - 2020 - Q3	36	1	30	83	150
2019 - 2020 - Q4	35	1	34	99	169
2020 - 2021 - Q1	17	3	33	79	132
2020 - 2021 - Q2	25	1	35	87	148
2020 - 2021 - Q3	31	4	15	73	123
Grand Total	144	10	147	421	722



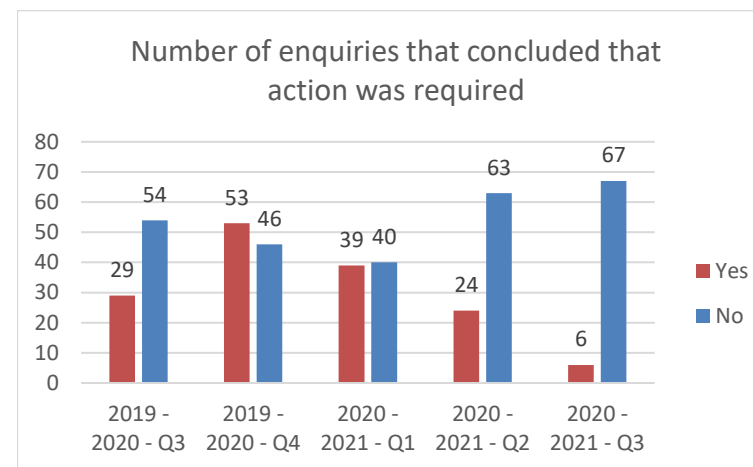
Row Labels	No	Yes
2019-2020 - Q3	67	83
2019-2020 - Q4	70	99
2020-2021 - Q1	53	79
2020-2021 - Q2	61	87
2020-2021 - Q3	50	73

Out of the reports received in Q3, 73 proceeded to an enquiry and 50 were closed at the report stage compared with 87 proceeding to an enquiry and 61 were closed at report stage in Q2. More analysis is required to ascertain why we are receiving a high number of reports that then do not proceed to an Enquiry and more awareness raising work with agencies can be carried out on appropriate referrals.

Should the report proceed to an enquiry	Yes - Proceeded to enquiry
---	----------------------------

Reports that led to Enquiry

Count of Assessment ID	Column Labels		Grand Total
Row Labels	Yes	No	
2019 - 2020 - Q3	29	54	83
2019 - 2020 - Q4	53	46	99
2020 - 2021 - Q1	39	40	79
2020 - 2021 - Q2	24	63	87
2020 - 2021 - Q3	6	67	73
Grand Total	151	270	421

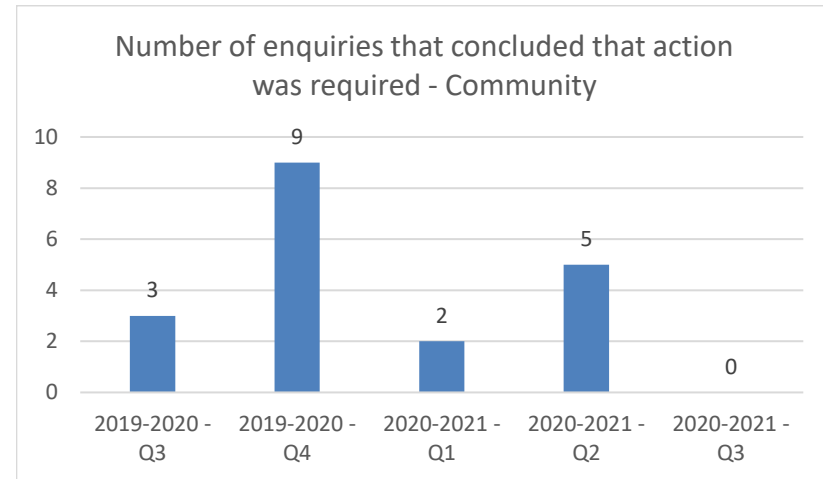
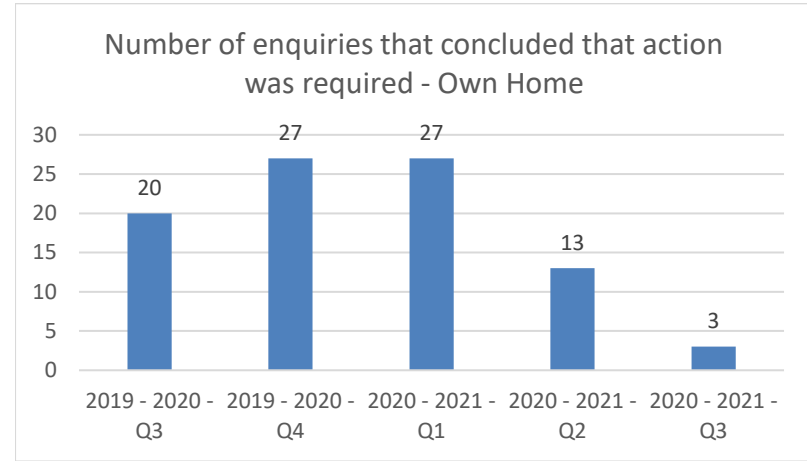


There were only 6 enquiries undertaken where the outcome of the enquiry was that an immediate protection plan needed to be put in place, compared to 24 in Q2 and this is a marked decrease from previous quarters. 3 people were made safe in their own homes via a care and support protection plan, as a result of enquiries undertaken, 2 in a care home setting and 1 in a Health Care Setting. 5 Care and Support plans were put in place as result of alleged abuse or neglect from a paid employee and 1 was put in place due to abuse and/or neglect from a relative or friend.

CYSUR Own Home	1
Place - Own Home	
Row Labels	Count of Assessment ID
2019 - 2020 - Q3	20
2019 - 2020 - Q4	27
2020 - 2021 - Q1	27
2020 - 2021 - Q2	13
2020 - 2021 - Q3	3
Grand Total	90

CYSUR Community	1
Place - Community	
Row Labels	Count of Assessment ID
2019 - 2020 - Q3	3
2019 - 2020 - Q4	9
2020 - 2021 - Q1	2
2020 - 2021 - Q2	5
Grand Total	19

Row Labels	Place - Community
2019-2020 - Q3	3
2019-2020 - Q4	9
2020-2021 - Q1	2
2020-2021 - Q2	5
2020-2021 - Q3	0



CYSUR Care Home Setting	1
-------------------------	---

Place - Care Home Setting

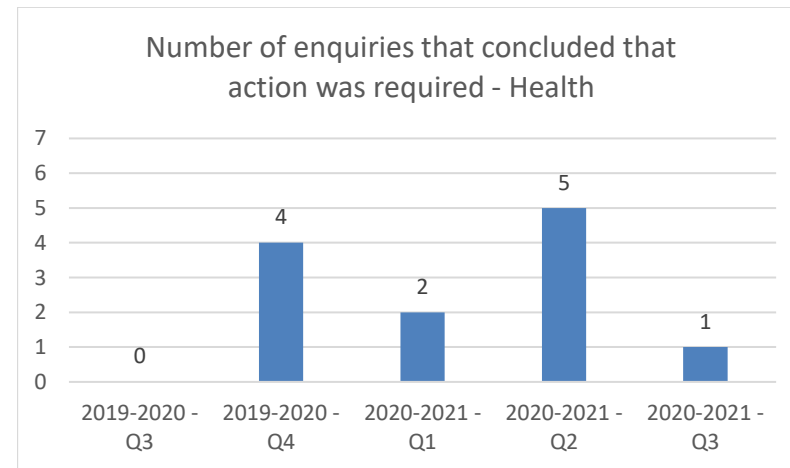
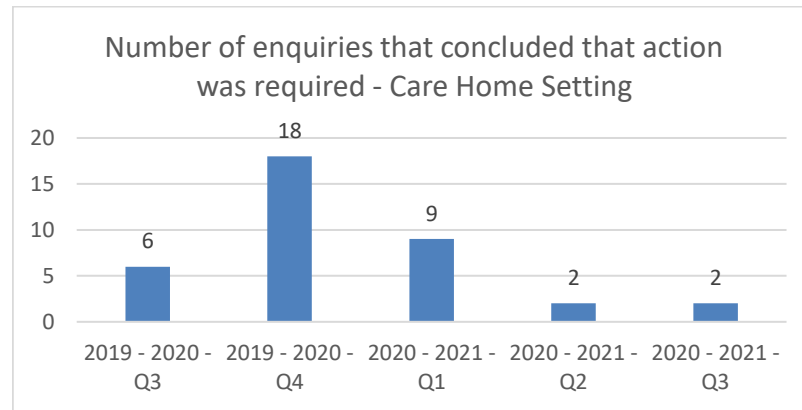
Row Labels	Count of Assessment ID
2019 - 2020 - Q3	6
2019 - 2020 - Q4	18
2020 - 2021 - Q1	9
2020 - 2021 - Q2	2
2020 - 2021 - Q3	2
Grand Total	37

CYSUR Health Setting	1
----------------------	---

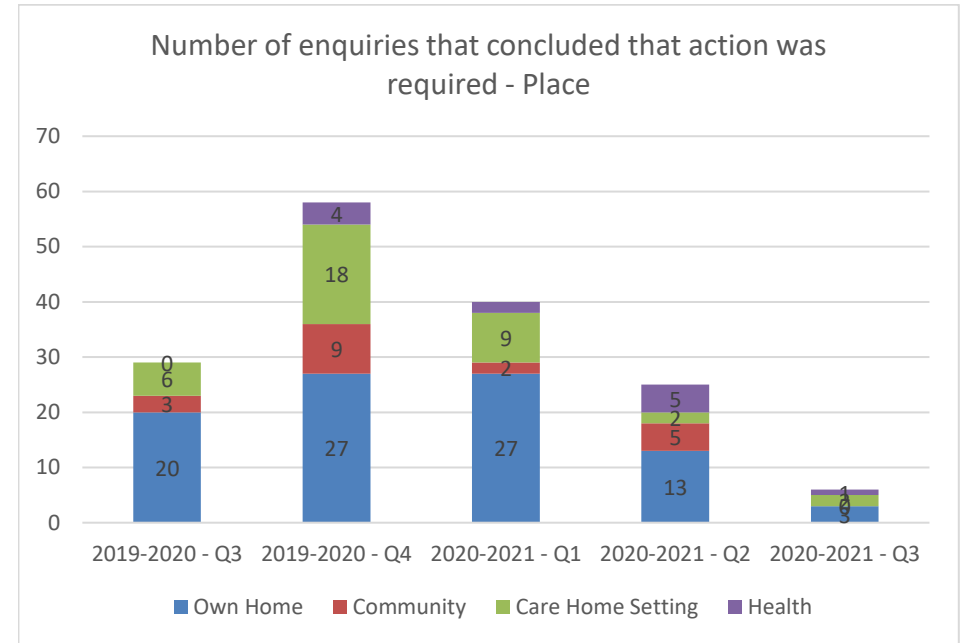
Place - Health

Row Labels	Count of Assessment ID
2019 - 2020 - Q4	4
2020 - 2021 - Q1	2
2020 - 2021 - Q2	5
2020 - 2021 - Q3	1
Grand Total	12

2019-2020 - Q3	0
2019-2020 - Q4	4
2020-2021 - Q1	2
2020-2021 - Q2	5
2020-2021 - Q3	1



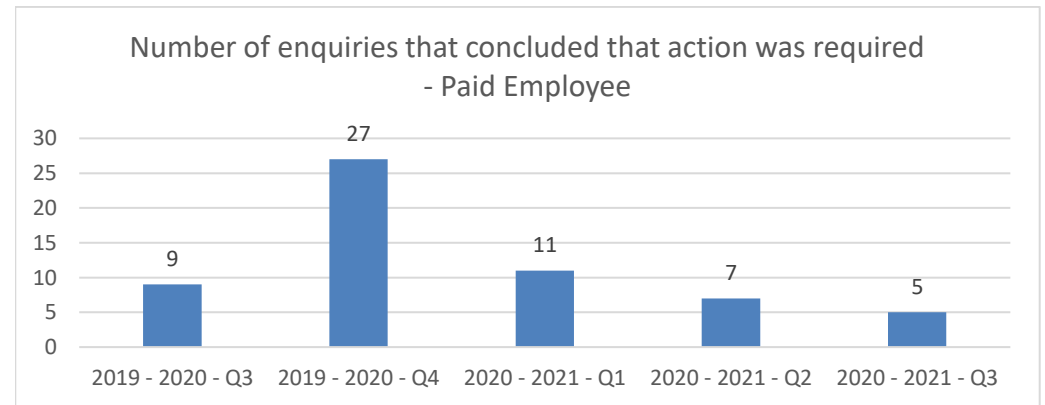
Period	Own Home	Community	Care Home Setting	Health
2019-2020 - Q3	20	3	6	0
2019-2020 - Q4	27	9	18	4
2020-2021 - Q1	27	2	9	2
2020-2021 - Q2	13	5	2	5
2020-2021 - Q3	3	0	2	1



Person - Paid Employee 1

Person - Paid Employee

Row Labels	Count of Assessment ID
2019 - 2020 - Q3	9
2019 - 2020 - Q4	27
2020 - 2021 - Q1	11
2020 - 2021 - Q2	7
2020 - 2021 - Q3	5
Grand Total	59



Person - Relative Friend	1
--------------------------	---

Person - Relative Friend

Row Labels	Count of Assessment ID
2019 - 2020 - Q3	6
2019 - 2020 - Q4	21
2020 - 2021 - Q1	22
2020 - 2021 - Q2	14
2020 - 2021 - Q3	1
Grand Total	64

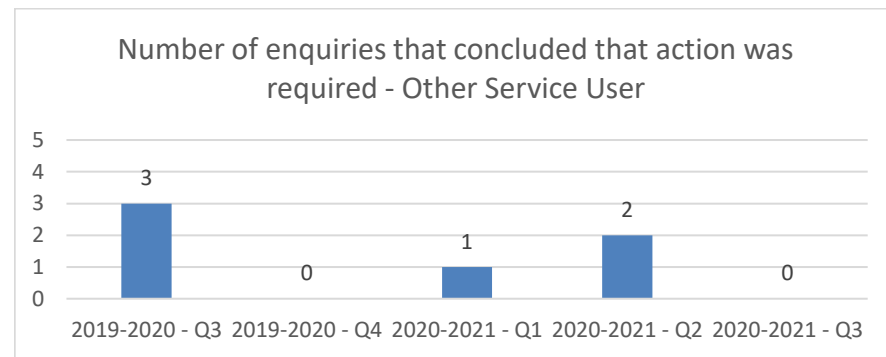
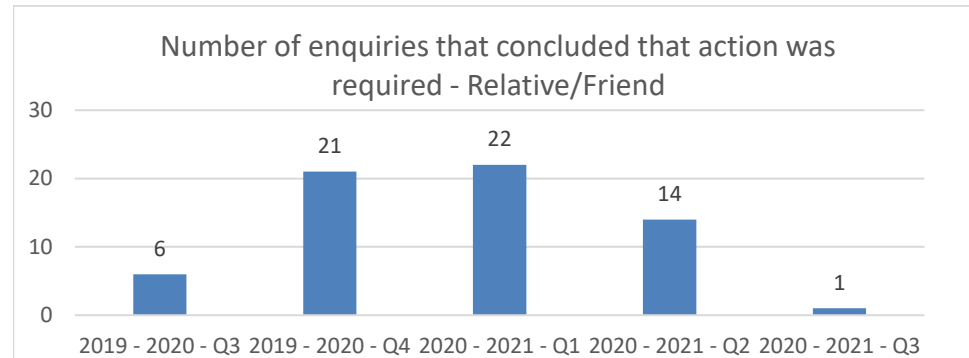
Person - Volunteer Unpaid Employee	0
------------------------------------	---

Person - Other Service User	1
-----------------------------	---

Person - Other Service User

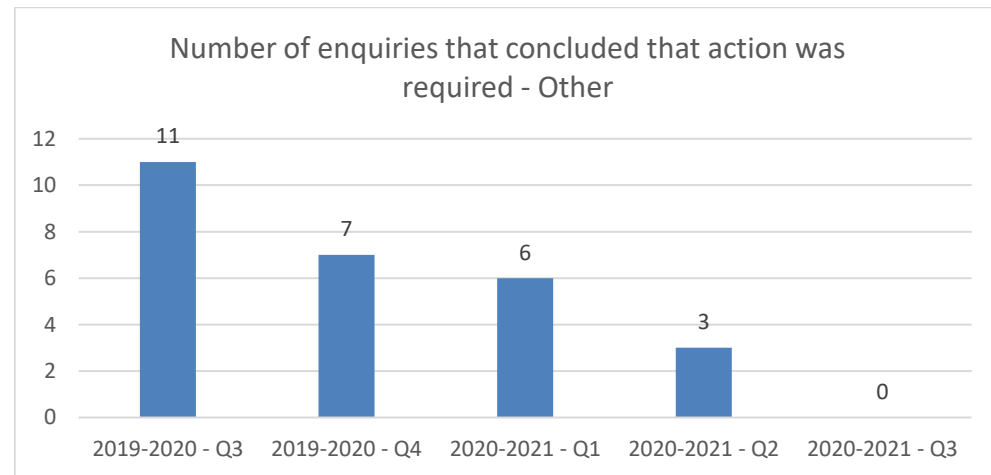
Row Labels	Count of Assessment ID
2019 - 2020 - Q3	3
2020 - 2021 - Q1	1
2020 - 2021 - Q2	2
Grand Total	6

2019-2020 - Q3	3
2019-2020 - Q4	0
2020-2021 - Q1	1
2020-2021 - Q2	2
2020-2021 - Q3	0

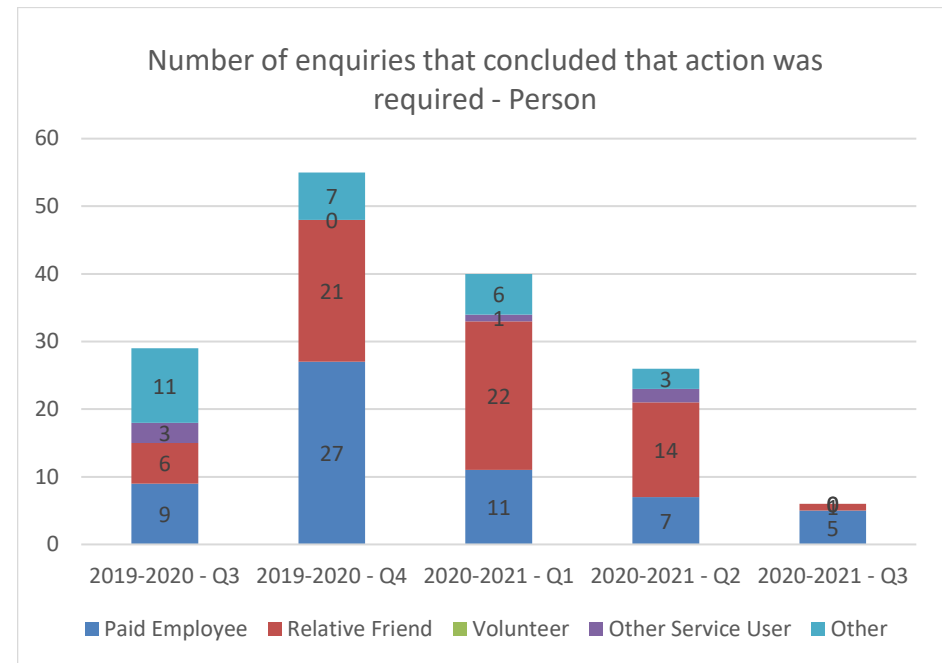


Person - Other	1
Person - Other	
Row Labels	Count of Assessment ID
2019 - 2020 - Q3	11
2019 - 2020 - Q4	7
2020 - 2021 - Q1	6
2020 - 2021 - Q2	3
Grand Total	27

2019-2020 - Q3	11
2019-2020 - Q4	7
2020-2021 - Q1	6
2020-2021 - Q2	3
2020-2021 - Q3	0



Period	Paid Employee	Relative Friend	Volunteer	Other Service User	Other
2019-2020 - Q3	9	6	0	3	11
2019-2020 - Q4	27	21	0	0	7
2020-2021 - Q1	11	22	0	1	6
2020-2021 - Q2	7	14	0	2	3
2020-2021 - Q3	5	1	0	0	0



2020-2021 – Q3 meetings held	
Initial Strategy meetings	8
Further Strategy meetings	5
Initial Professional meetings	4
Further Professional meetings	3

Service User Evaluation Questionnaire:

This has been finalised now and sent to the staff in the team to start using this as soon as possible it has been agreed that if staff are able to gain feedback from individuals and/ or families over the telephone, then they should do so. However, it is recognised that the nature of the questions asked on the evaluation questionnaire is more suited to face to face meetings and therefore it is expected that more will be completed once we are able to undertake face to face visits.